




# PRODUCT CATALOG

Post Office Box 190  
Siloam Springs, AR 72761  
479-524-5151   
479-524-5464 

# PIPELIFE JET STREAM PRODUCTS QUICK REFERENCE



- Introduction**
- Terms, Discounts & Warranty . . . . . 3**
- Pallet Program . . . . . 9**
- Load Sheet . . . . . 14**
- Schedule 40 DWV - Plain End**
- Schedule 40 - Plain End & Belled End**
- Schedule 80 - Plain End White & Threaded**
- Pressure Rated PVC - Short Form Specification . . . . . 16**
- Pressure Pipe . . . . . 17**
  - PSI 315, 200 & 160 Solvent Weld
  - SDR 21 & 26 Gasketed Bell
  - C900, DR18 & DR14
- Sewer Pipe - Short Form Specification. . . . . 21**
- Gravity Sewer Pipe . . . . . 23**
  - SDR 35 & 26 Gasket Bell & Solvent Weld
  - ASTM D-2729 Solid & Perforated
  - Perforation Specifications & Styles
    - ASTM D-2729
    - ASTM F-758/D-3034 (Highway Under-drain)
    - ASTM D-3034
- Well Casing - Solid & Slotted . . . . . 26**
  - SDR 17, 21, 26, 32.5, 27.6, & Schedule 40
- TiteLoc Well Casing - Solid & Slotted . . . . . 28**
  - SDR 17, 21, & Schedule 40
  - Installation Procedure
- Chemical Resistance Characteristics. . . . . 67**





# TERMS DISCOUNTS & GUARANTEE



Post Office Box 190  
Siloam Springs, AR 72761  
479-524-5151   
479-524-5464 

## **TERMS & DISCOUNTS**

**CASH DISCOUNT TERMS:** 1 ½% 30/NET 31



**FREIGHT TERMS:** Freight prepaid on orders with minimum.  
\$5,000 net. (One order - one destination)

**BROKEN PALLET FEE:** 10%

**PRODUCT LINE DISCOUNTS**  
**PVC PIPE**  
**SEE NET PRICE SHEET**

**NOTE:** *Following page has warranty agreement and other conditions.*



Post Office Box 190  
Siloam Springs, AR 72761  
479-524-5151   
479-524-5464 

## PRICES

Prices, discounts and terms are subject to change without notice. Prices are those in effect at the time of shipment. Broken pallets are subject to an additional 10% charge.

## TERMS OF PAYMENT

Cash Discount Terms - 1 1/2% 30/Net 31.

## DELIVERY

- A** *PipeLife Jet Stream Inc.* will assume no liability for additional costs or damages resulting from late deliveries. Delivery dates are based on estimates at time of quotation and/or placement of order.
- B** Several Eastern & Western states are not within standard delivery terms. Please contact Customer Relations Department for freight estimates on shipments going outside our established trade area.
- C** *PipeLife Jet Stream Inc.* will determine method of shipment on all orders placed. *PipeLife Jet Stream Inc.* will charge for any additional freight charges due to special handling or shipping requirements.

## CREDIT APPROVAL

Acceptance of all orders are subject to approval by our credit department.

## ORDER ACCEPTANCE OR REJECTION

*PipeLife Jet Stream Inc.* reserves the right to accept or reject any order. Possession of a price list does not constitute an offer to sell.

## ERRORS & CLAIMS

*PipeLife Jet Stream Inc.* will make good on its own errors, but cannot assume the responsibility for the errors of others. All claims for shortages must be made within 15 calendar days of shipment. All claims for damages or shortages resulting from shipment handling must be noted on the BOL and signed by the driver.

## RETURNED GOODS

All material returns must have written authorization by PipeLife Jet Stream Inc. prior to the return of material. Requests for authorization should be directed to the Customer Relations Department at the Siloam Springs, AR plant. Returned materials will be subject to a 15% restocking fee plus outbound & inbound freight charges. Any special orders, fabricated or non stocking items are not returnable.

## COMMUNICATIONS

All communications should be directed to your *PipeLife Jet Stream Inc.* representative or Customer Relations Department at Siloam Springs, AR.



# Limited One Year Warranty



*All PipeLifeJet Stream Inc. products are warranted to be free from defects in material and workmanship.*

*The extent of PipeLifeJet Stream Inc.'s obligation under the warranty is the replacement of such product deemed to be defective if it is a representative portion thereof is returned to PipeLifeJet Stream Inc. (Siloam Springs, Arkansas), transportation prepaid, and proves to be defective within the terms of the warranty. PipeLifeJet Stream Inc. will provide such replacement product at the original point of delivery.*

*The duration of the warranty and of any implied warranty is one year from the date of shipment by PipeLifeJet Stream Inc. Under no circumstances will PipeLifeJet Stream Inc. be liable for any incidental or consequential damages resulting from the use of this product.*



P.O. BOX 190  
SILOAM SPRINGS, ARKANSAS 72761

## **CERTIFICATION OF COMPLIANCE WITH THE AMERICAN RECOVERY AND REINVESTMENT ACT OF 2009**

### **Buy American Provisions Equipment and Materials**

PipeLife is aware that any city that receives Federal Funds for the Project under the American Recovery and Reinvestment Act 2009 (Pub. L. No. 111-5) and said Act and published OMB Interim Final Guidance, 2 CFR Part 176 (April 23, 2009) contain the following requirements:


“None of the funds appropriated or otherwise made available by the Recovery Act may be used for a project for the construction, alteration, maintenance, or repair of any public building or public work unless (1) The public building or public work is located in the United States; and (2) All of the iron, steel, and manufactured goods used in the project are produced or manufactured in the United States. (i) Production in the United States of the iron and steel used in the project requires that all manufacturing processes must take place in the United States, except metallurgical process involving refinement of the steel additives. These requirements do not apply to iron or steel as used in components or subcomponents of manufactured goods used in this project. (ii) There is no requirement with regard to the origin of the components or subcomponents in manufactured goods used in the project, as long as the manufacturing occurs in the United States.”

The EPA has defined “produced in the United States” as a product that is produced in the United States where it is wholly manufactured in the United States, or, in the case of a product which consists in whole or in part of materials from another country, it has substantially transformed into a new and different article of commerce with a name, character, or use distinct from the article or articles from which it was so transformed. The equipment subject to this certification meets that “substantial transformation” standard for “produced in the United States.”



## DETERMINING WHETHER SUBSTANTIAL TRANSFORMATION HAS OCCURRED IN THE U.S.

Per the EPA guidelines, a respondent must answer "Yes" to either questions 1, 2, or 3, below. All "Yes" answers need to be accompanied by a thorough explanation of the response. Simple "Yes" answers are always entirely insufficient to make the case that an item has been substantially transformed in the United States. For further details, see the EPA release: [http://www.epa.gov/water/eparecovery/docs/10\\_23\\_09 Substantial Transformation memo Final.pdf](http://www.epa.gov/water/eparecovery/docs/10_23_09%20Substantial%20Transformation%20memo%20Final.pdf)

QUESTION		YES	NO
<b>1</b>	<b><i>Were all of the components of the manufactured goods manufactured in the United States, and were all of the components assembled into the final product in the U.S.? (If the answer is "yes", then this is clearly manufactured in the U.S., and the inquiry complete)</i></b>		

**IF THE ANSWER IS "YES" TO ANY OF 2A, 2B, 2C, THEN THE ANSWER TO 2 IS "YES"**

<b>2</b>	<b><i>Was there a change in character or use of the good of the components in America? (These Questions are asked about the finished good as a whole, not each individual component.)</i></b>		
<b>A</b>	<b><i>Was there a change in the physical and/or chemical properties or characteristics designed to alter the functionality of the good?</i></b>		
<b>B</b>	<b><i>Did the manufacturing or processing operation result in a change of a products(s) with one use into a product with a different use?</i></b>		
<b>C</b>	<b><i>Did the manufacturing or processing operation result in the narrowing of the range or possible uses of a multi-use product?</i></b>		

**IF THE ANSWER IS "YES" TO AT LEAST TWO OF 3A, 3B, 3C, 3D, OR 3E, THEN THE ANSWER TO 3 IS "YES"**

<b>3</b>	<b><i>Was (were) the process(es) performed in the U.S. (including but not limited to assembly) complex and meaningful?</i></b>		
<b>A</b>	<b><i>Did the process(es) take a substantial amount of time?</i></b>		
<b>B</b>	<b><i>Was (were) the process(es) costly?</i></b>		
<b>C</b>	<b><i>Did the process(es) require particular high level skills?</i></b>		
<b>D</b>	<b><i>Did the process(es) require a number of different operations?</i></b>		
<b>E</b>	<b><i>Was substantial value added in the process(es)?</i></b>		

This certification applies to the following specific equipment items proposed to be incorporated into this project:

Manufacturer Name	Equipment Description	Manufacturing Location(s)
PipeLife Jet Stream, Inc.	PVC Pipe	Siloam Springs, Arkansas

The undersigned hereby certifies that this equipment complies with all applicable provisions of the American Recovery and Reinvestment Act of 2009. In accord with the Interim Final Guidance issued by the OMB and in compliance with the "substantial transformation" test as currently applied.

**COMPANY:** PipeLife Jet Stream, Inc.

**ADDRESS:** 1700 S. Lincoln Street, Siloam Springs, AR 72761

**PHONE:** 479 - 644 - 1213



**FAX:** 479 - 524 - 5464

**SIGNATURE:** \_\_\_\_\_

**NAME:** \_\_\_\_\_

**EMAIL:** \_\_\_\_\_

**TITLE:** National Sales & Marketing Manager

Post Office Box 190  
Siloam Springs, AR 72761  
479-524-5151   
479-524-5464 

## PALLET PROGRAM

All PipeLife Jet Stream PVC pipe products are now available in easy-to-order pallet quantities.

Each pallet of pipe has an order unit number assigned to it according to the:  
**pallet height and pipe length.**

Simply add the order units, make a total of 48, and you have a truckload of palletized pipes.

You can mix any combination of *PipeLife Jet Stream* pipe products on your truckload.

Please note that pipe ordered in 10' lengths should be ordered in multiples of 2 pallets with equal order unit numbers, for proper loading.

### Example

NO. OF PALLETS	DESCRIPTION	ORDER UNITS EACH	ORDER UNITS TOTAL
3	8" D3034 (20')	4	12
4	2" SDR 26 160PSI (20')	2	8
4	4" D2729 (10') Solid	2	8
4	4" D2729 (10') Perforated	2	8
2	2" Schedule 40 DWV (10')	1	2
4	1" Schedule 80 (20')	1	4
1	6" D3034 (20')	4	4
1	4" Schedule 40 (20')	2	2
			Total <b>48</b>



### FOR YOUR CONVENIENCE

*A complete listing of pallet quantities and unit order numbers are on the following page.*

## PRESSURE PIPE, WELL CASING, DWV

SIZE	DESCRIPTION	PCS/PAL	FEET/PAL 20'	ORDER UNIT 20'	FEET/TRUCK
½"	SDR 13.5 315 PSI	480	9600	1	
½"	SCH 40	480	9600	1	
½"	SCH 80	480	9600	1	
¾"	SDR 21 200 PSI	300	6000	1	
¾"	SCH 40	300	6000	1	
¾"	SCH 80	270	5400	1	
1"	SDR 21 200 PSI	400	8000	2	
1"	SCH 40	200	4000	1	
1"	SCH 80	200	4000	1	
1 ¼"	SDR 26 160	281	5620	2	
1 ¼"	SDR 21 200 PSI	281	5620	2	
1 ¼"	SCH 40	281	5620	2	
1 ¼"	SCH 80	138	2760	1	
1 ½"	SDR 26 160 PSI	203	4060	2	
1 ½"	SDR 21 200	203	4060	2	
1 ½"	SCH 40	203	4060	2	
1 ½"	SCH 80	94	1880	1	
2"	SDR 26 160 PSI	140	2800	2	
2"	SDR 21 200 PSI	140	2800	2	
2"	SCH 40	140	2800	2	
2"	SCH 80	140	2800	2	
2 ½"	SDR 26 160 PSI	87	1740	2	
2 ½"	SDR 21 200 PSI	87	1740	2	
2 ½"	SCH 40	87	1740	2	
2 ½"	SCH 80	87	1740	2	
3"	SDR 26 160 PSI	60	1200	2	
3"	SDR 21 200 PSI	60	1200	2	
3"	SCH 40	60	1200	2	
3"	SCH 80	60	1200	2	
4"	SDR 26 160 PSI	36	720	2	17280
4"	SDR 21 200 PSI	36	720	2	17280
4"	SCH 40	36	720	2	17280
4"	SCH 80	36	720	2	17280
4 ½"	SDR 26 160 PSI	24	480	2	11520
4 ½"	SCH 40	24	480	2	11520
4 ½"	SDR 17 250 PSI	24	480	2	11520
5"	SDR 26 160 PSI	21	420	2	10080
5"	SDR 17 20+	21	420	2	10080
5"	SCH 40 / SDR 21	21	420	2	10080
5"	SCH 80	21	420	2	10080
6"	SDR 26 160 PSI	30	600	4	7200
6"	SDR 21 200 PSI	30	600	4	7200
6"	SCH 40	30	600	4	7200
6"	SCH 80	18	360	2.4	7200
6 ⅞"	SDR 21 200 PSI	18	360	2.4	7200
6 ¼"	SDR 27.6 20+	18	360	2.4	7200





Post Office Box 190  
Siloam Springs, AR 72761  
479-524-5151   
479-524-5464 

## PRESSURE PIPE, WELL CASING, DWV

SIZE	DESCRIPTION	PCS/PAL	FEET/PAL 20'	ORDER UNIT 20'	FEET/TRUCK
8"	SCH 40/SDR 26 160 PSI	18	360	4	4320
8"	SDR 21 200 PSI / SDR 17	18	360	4	4320
8"	SCH 40 PE	18	360	4	4320
8"	SCH 80	9	180	2	4320
10"	SDR 26 20+	11	220	4	2640
10"	SDR 21 20+	11	220	4	2640
10"	SCH 40 PE & BE	11	220	4	2640
12"	SDR 26 20+	4	80	2*	2240
12"	SDR 21 20+	4	80	2*	2240
12"	SCH 40 PE & BE	4	80	2*	2240
16"	SCH 40 20+	6	120	4	1440
16"	SCH 26 20+	6	120	4	1440
16"	SCH 40 SLOT	3	60	2	1440
17.4"	SDR 17 Restrained Joint Solid/Slot	3/2	60/40	2.4	1000

## SDR 41 100 PSI (PIP) & SDR 51 80 PSI (PIP)

SIZE	DESCRIPTION	PCS/PALLET	FEET/PALLET	FEET/TRUCK
8"	Plastic Irrigation Pipe - 22' Lengths	18	396	6336
10"	Plastic Irrigation Pipe - 22' Lengths	15	330	3960
12"	Plastic Irrigation Pipe - 22' Lengths	8	176	2816
15"	Plastic Irrigation Pipe - 22' Lengths	3	66	1584



Post Office Box 190  
Siloam Springs, AR 72761  
479-524-5151   
479-524-5464 

## C900 DR 14 / DR 18 / DR 25

SIZE	DESCRIPTION	PCS/PAL	FEET/PAL 20'	ORDER UNIT 20'	FEET/TRUCK
4"	DR14/DR18/DR25	36	720	2.40	14400
6"	DR14/DR18/DR25	18	360	3.00	5760
8"	DR18/DR25	10	200	2.40	4000
8"	DR14	10	200	2.67	3600
10"	DR14/DR18/DR25	4	80	2.00	2240
12"	DR14/DR18/DR25	3/4	60/80	3.43	1960

## C905 DR 18 / DR 25

SIZE	DESCRIPTION	PCS/PAL	FEET/PAL 20'	ORDER UNIT 20'	FEET/TRUCK
14"	DR18/DR25	3	60	2.00	1440
16"	DR18/DR25	3 & 2	60 & 40	4.80	1000
18"	DR18/DR25	5	100	6.00	800
20"	DR18/DR25	5	40	3.00	640

Post Office Box 190  
Siloam Springs, AR 72761  
479-524-5151   
479-524-5464 

## SEWER/DRAIN (SOLID, PERF) 3034 D2729/D3034 SOLVENT WELD BE

SIZE	DESCRIPTION	PIECES PALLET	FT/PAL 10	ORDER UNITS 10'	FT/TRUCK 10'	FT/PAL 20'	ORDER UNITS 20'	FT/TRUCK 20'
3"	D2729 S/D BE 10'	156	1560	2	37,440	-	-	-
4"	D2729 S/D BE 10'	90	900	2	21,600	-	-	-
6"	D2729 S/D 10'	33	330	2	7920	-	-	-
4"	D3034 BE 10' & 20'	90	900	2	21,600	1800	4	21,600
6"	D3034 BE 10' & 20'	33	330	2	7920	660	4	7920

## GASKET BELL GRAVITY SEWER D3034



SIZE	DESCRIPTION	PIECES PALLET	FT/PAL 14'	ORDER UNITS 14'	FT/TRUCK 14'	FT/PAL 20'	ORDER UNITS 20'	FT/TRUCK 20'
4"	D3034 GASKET	90	1260	2.67	22,680	1800	4	21,600
6"	D3034 GASKET	40	560	2.67	10,080	800	4	9600
8"	D3034 GASKET	24	336	2.67	6048	480	4	5760
10"	D3034 GASKET	12	168	2.67	3024	240	4	2880
12"	D3034 GASKET	9	126	2.67	2268	180	4	2160
15"	D3034 GASKET	3	42	1.33	1512	60	2	1440
18"	D3034 GASKET	3 & 2	42/28	3.20	1050	-	-	-
21"	D3034 GASKET	2	28	2	672	-	-	-
24"	D3034 GASKET	2	28	2	672	-	-	-





# PRODUCT OFFERINGS & SPECIFICATIONS



Post Office Box 190  
Siloam Springs, AR 72761  
479-524-5151   
479-524-5464 

## PIPE CERTIFICATE OF CONFORMANCE

*PipeLife Jet Stream, Inc.* 1 ½" through 12" IPS 160 PSI SDR 26, 200 PSI SDR 21 and 250 PSI SDR 17 pressure pipe is produced in accordance with and meets or exceeds the requirements of ASTM D2241.

The gasket bell on the pipe meets or exceeds the requirements of ASTM D3139. The gasket meets or exceeds the requirements of ASTM F477.

*PipeLife Jet Stream, Inc.* 4" through 12" C900 165 PSI DR 25, 235 PSI DR 18 and 305 PSI DR14 gasket pipe is produced and tested in accordance with and meets or exceeds the requirements of AWWA C900.

The gasket bell on the pipe meets or exceeds the requirements of ASTM D3139. The gasket meets or exceeds the requirements of ASTM F477.

*PipeLife Jet Stream, Inc.* 14" through 20" C905 165 PSI DR 25, 235 PSI DR 18 gasket pipe is produced and tested in accordance with and meets or exceeds the requirements of AWWA C905. The gasket bell on the pipe meets or exceeds the requirements of ASTM D3139. The gasket meets or exceeds the requirements of ASTM F477.

*PipeLife Jet Stream, Inc.* 4" through 15" PSM ASTM D3034 SDR 35 and SDR 26 sewer pipe is produced and tested in accordance with and meets or exceeds the requirements of ASTM D3034.

*PipeLife Jet Stream, Inc.* 18", 21" and 24" ASTM F679 PS 46 and PS 115 sewer pipe is produced and tested in accordance with and meets or exceeds the requirements of ASTM F679.

The gasket bell on the pipe meets or exceeds the requirements of ASTM D3212. The gasket meets or exceeds the requirements of ASTM F477.

*PipeLife Jet Stream, Inc.* ½" through 12" Schedule 40 and 80 pressure pipe and 1" through 2" Schedule 120 pressure pipe is produced in accordance with and meets or exceeds the requirements of ASTM D1785. 1 ¼" through 12" Schedule 40 DWV is produced in accordance with and meets or exceeds the requirements of ASTM D2665.

All of this pipe is certified to include ASTM D2152, ASTM D2412 and ASTM D2444 and is tested in accordance with and meet or exceed the requirements of these standards.

*PipeLife Jet Stream, Inc.*

A handwritten signature in black ink, appearing to read "Justin Honea".

Justin Honea

TECHNICAL SERVICE MANAGER





# PVC PIPE





# PVC DWV IPS

## PipeLife Jet Stream, Inc.

Post Office Box 190  
Siloam Springs, AR 72761  
479-524-5151   
479-524-5464 



## PVC DWV

DRAIN • WASTE • VENT 10 or 20 FOOT LENGTHS  
**DWV Available in Plain End Only**

### DWV SCHEDULE 40 PVC 1120 ASTM D2665

SIZE	OUTSIDE DIAMETER	WALL THICKNESS	WEIGHT PER FOOT	LENGTHS PER PALLET
1 ¼"	1.660	.140	.439	281
1 ½"	1.900	.145	.525	203
2"	2.375	.154	.702	140
3"	3.500	.216	1.449	60
4"	4.500	.237	2.064	36
6"	6.625	.280	3.630	30
8"	8.625	.322	5.463	18
10"	10.750	.365	7.745	11
12"	12.750	.406	10.240	4

PipeLife Jet Stream, Inc. DWV meets the requirements of FHA use of Materials Bulletin UM53.  
Meets the requirements of NSF and carries its Seal of Approval.  
BOCA Southern Building Code Congress, and many other  
state, local, federal and military codes.

USE ONLY PVC CEMENT  
Conforms to Commercial Standard CS 272-65

PROJECT NAME

ENGINEER

18

CONTRACTOR

SPEC. SECTION

## PVC PLASTIC PIPE

POLYVINYL CHLORIDE TYPE 1, Grade 1 20 FOOT LENGTHS  
**PIPELIFE JET STREAM, INC. SCH 40 BE PVC 1120**

NOMINAL SIZE	OUTSIDE DIAMETER	WALL THICKNESS	WT. PER 100 FEET	PRESSURE RATING@ 73.4°	FT. PER BUNDLE
1/2"	.840	.109	16.20	600	200
3/4"	1.050	.113	21.50	480	200
1"	1.315	.133	31.70	450	200
1 1/4"	1.660	.140	42.90	370	-
1 1/2"	1.900	.145	51.20	330	-
2"	2.375	.154	68.70	280	-
2 1/2"	2.875	.203	108.60	300	-
3"	3.500	.216	142.20	260	-
4"	4.500	.237	202.50	220	-
6"	6.625	.280	356.60	180	-
*8"	8.625	.322	572.40	160	-
10"	10.750	.365	760.80	140	-
12"	12.750	.406	1006.10	130	-
16"	16.000	.500	1620.80	NR	-

\* Standard length 20 ft. Except 16 inch Diameter which is 20 ft. Laying Length.

Pipe produced in accordance with ASTM D1785 &amp; D2665

COLOR OF PIPE —WHITE

USE ONLY PVC CEMENT

P.V.C. Schedule 40 Not recommended for threading

PROJECT NAME



ENGINEER

19

CONTRACTOR

SPEC. SECTION

## PipeLife Jet Stream, Inc.

Post Office Box 190  
Siloam Springs, AR 72761  
479-524-5151   
479-524-5464 



## PVC PLASTIC PIPE

POLYVINYL CHLORIDE — 20 FOOT LENGTHS

**CS207-60      ASTM D1785**

**PIPELIFE JET STREAM, INC.      SCHEDULE 80      PVC 1120**  
**Plain End –White**

NOMINAL SIZE	OUTSIDE DIAMETER	WALL THICKNESS	WT. PER 100 FEET	PRESSURE RATING@ 73.4°	FT. PER BUNDLE
1/2"	.840	.147	20.40	850	200
3/4"	1.050	.154	27.60	690	300
1"	1.315	.179	40.60	630	100
1 1/4"	1.660	.191	56.10	520	-
1 1/2"	1.900	.200	68.00	470	-
2"	2.375	.218	94.10	400	-
2 1/2"	2.875	.276	143.50	420	-
3"	3.500	.300	192.20	370	-
4"	4.500	.337	280.90	320	-
6"	6.625	.432	536.20	280	-
8"	8.625	.500	814.40	250	-
10"	10.750	.593	1207.50	230	-

### No Belled End

Pipe produced in accordance with ASTM D1785 & D1784  
COLOR OF PIPE —WHITE  
USE ONLY PVC CEMENT

PROJECT NAME

20

CONTRACTOR

ENGINEER

SPEC. SECTION







# IPS GASKETED

*PIPE*LIFE 



Post Office Box 190  
Siloam Springs, AR 72761  
479-524-5151   
479-524-5464 

## **PRESSURE RATED PVC PIPE**

**CLASS** 160 SDR-26

**SIZES** 1 ½" – 12"

**CLASS** 200 SDR-21

**SIZES** 1 ½" – 12"

**CLASS** 250 SDR-17

**SIZES** 2" – 8"

## **SHORT FORM SPECIFICATION**

### **SCOPE**

This specification outlines the requirements for rigid polyvinyl (PVC) pipe for potable water systems and other pressure pipe applications. When used for potable water systems the pipe shall meet ANSI/NSF Standard 14 for thermoplastic materials, pipe, fittings, valves, traps, and joining materials.

### **MATERIALS**

The pipes are extruded from PVC meeting the requirements of Cell Classification 12454 as defined in ASTM D-1784, PVC compounds. The gasket conforms to ASTM F-477 "Elastomeric Seals for Joining Plastic Pipe."

### **PIPE**

The outside dimensions of the pipe are manufactured to iron pipe sizes (IPS) in compliance with ASTM D-2241. Pipes are produced with an integral bell and the gasket seal is of the locked-in type gasket reinforced with a steel band or other rigid material. The joint is in compliance with the requirements of ASTM D-3139 "Joints for Plastic Pressure Pipe using Flexible Elastomeric Seals. "To aid in the installation of *Pipelife Jet Stream's* IPS gasket pipes, each spigot end is beveled and includes a depth mark for insertion. Standard color of Pipelife Jet Stream, Inc. pressure rated IPS is white. Alternative colors are also available upon request: Blue for Potable Water, Green for Force Main and Purple for Reclaimed Water.

*Standard length shall lay 20 feet.*

## SDR 26 160 PSI GASKETED PIPE

*PipeLife Jet Stream, Inc.* manufactures IPS gasketed pipe from 1 ½" to 12". Our pipes are manufactured under ASTM D2241 and meets or exceeds ANSI/NSF 14 standards.

The primary purpose of *PipeLife Jet Stream* IPS is for the conveyance of potable water.

*PipeLife Jet Stream Inc.* uses compound according to ASTM D1784 – 12454 as well as integral gasket joints according to ASTM D3139. To aid in the installation of *PipeLife Jet Stream's* IPS, each spigot end is beveled and includes a guide mark for proper depth insertion.

## GASKET PIPE

### PRESSURE PIPE FEATURES

- 1 Integral Gasket Joint – Easy Installation**
- 2 Exceeds the requirements of ASTM D 2241**
- 3 NSF Approved**
- 4 Easy to order pallet quantities**
- 5 Gaskets & lubricant included in price**
- 6 12454 (TYPE 1, GRADE 1, PVC 1120)**

**ASTM D1784 –12454   ASTM F477   ASTM D3139**

**PIPELIFE JET STREAM, INC.   PVC 1120**

**SDR 26 160 PSI PVC 1120**

NOMINAL SIZE	OUTSIDE DIAMETER	WALL THICKNESS	WEIGHT PER 100 FEET	PIECES PER PALLET	ORDER UNIT
1 ½"	1.900	.073	28.00	203	2
2"	2.375	.091	44.20	140	2
2 ½"	2.875	.110	64.10	87	2
3"	3.500	.135	94.80	60	2
4"	4.500	.173	155.20	36	2
6"	6.625	.255	338.80	30	4
8"	8.625	.332	575.20	18	4
10"	10.750	.413	898.70	11	4
12"	12.750	.490	1265.30	4	2

*Purple Pipe for reclaimed water is available upon request.*



PROJECT NAME

ENGINEER

23

CONTRACTOR

SPEC. SECTION

Post Office Box 190  
Siloam Springs, AR 72761  
479-524-5151   
479-524-5464 

## SDR 21 200 PSI GASKETED PIPE

*PipeLife Jet Stream, Inc.* manufactures IPS gasketed pipe from 1 ½" to 12". Our pipes are manufactured under ASTM D2241 and meets or exceeds ANSI/NSF 14 standards.

The primary purpose of *PipeLife Jet Stream* IPS is for the conveyance of potable water.

*PipeLife Jet Stream Inc.* uses compound according to ASTM D1784 – 12454 as well as integral gasket joints according to ASTM D3139. To aid in the installation of *PipeLife Jet Stream's* IPS, each spigot end is beveled and includes a guide mark for proper depth insertion.

## GASKET PIPE

### PRESSURE PIPE FEATURES

- |                                                    |                                                    |
|----------------------------------------------------|----------------------------------------------------|
| <b>1 Integral Gasket Joint – Easy Installation</b> | <b>4 Easy to order pallet quantities</b>           |
| <b>2 Exceeds the requirements of ASTM D 2241</b>   | <b>5 Gaskets &amp; lubricant included in price</b> |
| <b>3 NSF Approved</b>                              | <b>6 12454 (TYPE 1, GRADE 1, PVC 1120)</b>         |

**ASTM D1784 –12454   ASTM F477   ASTM D3139**  
**PIPELIFE JET STREAM, INC.   PVC 1120**  
**SDR 21   200 PSI PVC   1120**

NOMINAL SIZE	OUTSIDE DIAMETER	WALL THICKNESS	WEIGHT PER 100 FEET	PIECES PER PALLET	ORDER UNITS
1 ½"	1.900	.090	34.60	203	2
2"	2.375	.113	53.50	140	2
2 ½"	2.875	.137	78.10	87	2
3"	3.500	.167	115.10	60	2
4"	4.500	.214	190.50	36	2
6"	6.625	.316	416.30	30	4
8"	8.625	.410	705.20	18	4
10"	10.750	.511	1098.20	11	4
12"	12.750	.606	1550.90	4	2

*Purple Pipe for reclaimed water is available upon request.*



PROJECT NAME

ENGINEER

24

CONTRACTOR

SPEC. SECTION

Post Office Box 190  
Siloam Springs, AR 72761  
479-524-5151   
479-524-5464 

## SDR 17 250 PSI GASKETED PIPE

*PipeLife Jet Stream, Inc.* manufactures IPS gasketed pipe from 2" to 8". Our pipes are manufactured under ASTM D2241 and meets or exceeds ANSI/NSF 14 standards.

The primary purpose of *PipeLife Jet Stream* IPS is for the conveyance of potable water.

*PipeLife Jet Stream Inc.* uses compound according to ASTM D1784 – 12454 as well as integral gasket joints according to ASTM D3139. To aid in the installation of *PipeLife Jet Stream's* IPS, each spigot end is beveled and includes a guide mark for proper depth insertion.

## GASKET PIPE

### PRESSURE PIPE FEATURES

- |                                                    |                                                    |
|----------------------------------------------------|----------------------------------------------------|
| <b>1 Integral Gasket Joint – Easy Installation</b> | <b>4 Easy to order pallet quantities</b>           |
| <b>2 Exceeds the requirements of ASTM D 2241</b>   | <b>5 Gaskets &amp; lubricant included in price</b> |
| <b>3 NSF Approved</b>                              | <b>6 12454 (TYPE 1, GRADE 1, PVC 1120)</b>         |

**ASTM D1784 –12454   ASTM F477   ASTM D3139**  
**PIPELIFE JET STREAM, INC.   PVC 1120**  
**SDR 17   250 PSI PVC   1120/1220**

NOMINAL SIZE	OUTSIDE DIAMETER	WALL THICKNESS	WEIGHT PER 100 FEET	PIECES PER PALLET	ORDER UNIT
2"	1.900	.112	64.70	140	2
3"	3.500	.206	140.20	60	2
4"	4.500	.265	232.40	36	2
6"	6.625	.390	507.20	30	4
8"	8.625	.508	862.50	18	4

*Purple Pipe for reclaimed water is available upon request.*

PROJECT NAME



ENGINEER

25

CONTRACTOR

SPEC. SECTION

## PipeLife Jet Stream, Inc.

Post Office Box 190  
Siloam Springs, AR 72761  
479-524-5151   
479-524-5464 



## PVC IPS PE & BE

POLYVINYL CHLORIDE — TYPE 1, Grade 1 & 2 20 FOOT LENGTHS

**PIPELIFE JET STREAM, INC.**

**SDR 26 160 PSI PVC 1120**

NOMINAL SIZE	OUTSIDE DIAMETER	WALL THICKNESS	WEIGHT PER 100 FEET	PIECES PER PALLET	ORDER UNITS
1 ¼"	1.660	.064	21.70	5620	2
1 ½"	1.900	.073	28.30	4060	2
2"	2.375	.091	43.00	2800	2
2 ½"	2.875	.110	62.20	1740	2
3"	3.500	.135	91.90	1200	2
*4"	4.500	.173	154.30	720	2
*5"	5.563	.214	237.70	420	2
*6"	6.625	.255	336.80	600	4
*8"	8.625	.332	572.40	360	4
*10"	10.750	.413	888.60	220	4
*12"	12.750	.490	1255.00	80	2

**Pipe produced in accordance with ASTM D2241 & D1784**

PVC 160 & 200 NOT recommended for threading

Conforms to Federal Housing Administration Use of Material Bulletin No. UM41

\*Standard length –20 ft. Except 4, 5, 6, 8, 10, and 12 inch Diameter which are 20 ft. Laying Length.

Color of Pipe – White USE ONLY PVC CEMENT

PROJECT NAME

26



CONTRACTOR

ENGINEER

SPEC. SECTION



## PipeLife Jet Stream, Inc.

Post Office Box 190  
Siloam Springs, AR 72761  
479-524-5151   
479-524-5464 



## PVC IPS PE & BE

POLYVINYL CHLORIDE — TYPE 1, Grade 1 & 2 20 FOOT LENGTHS

### PIPELIFE JET STREAM, INC.

#### SDR 21 200 PSI PVC 1120

NOMINAL SIZE	OUTSIDE DIAMETER	WALL THICKNESS	WEIGHT PER 100 FEET	FEET PER BUNDLE
3/4 "	1.050	.060	12.70	200
1 "	1.315	.063	16.80	200
1 1/4 "	1.660	.079	26.10	—
1 1/2 "	1.900	.090	33.70	—
2 "	2.375	.113	52.20	—
2 1/2 "	2.875	.137	75.80	—
3 "	3.500	.167	111.60	—
*4 "	4.500	.214	190.50	—
*5 "	5.563	.265	290.90	—
*6 "	6.625	.316	416.30	—
8 "	8.625	.410	699.70	—
10 "	10.750	.511	1086.90	—
12 "	12.750	.606	1526.40	—

#### 315 PSI PVC 1120/1220

NOMINAL SIZE	OUTSIDE DIAMETER	WALL THICKNESS	WEIGHT PER 100 FEET	FEET PER BUNDLE
1/2 "	.840	.062	10.20	200

**Pipe produced in accordance with ASTM D2241 & D1784**

PVC 160 & 200 NOT recommended for threading

Conforms to Federal Housing Administration Use of Material Bulletin No. UM41

Color of Pipe – White USE ONLY PVC CEMENT


PROJECT NAME

ENGINEER



27

CONTRACTOR

SPEC. SECTION



C 900

Post Office Box 190  
Siloam Springs, AR 72761  
479-524-5151   
479-524-5464 

## SHORT FORM SPECIFICATION

### AWWA C900 / C905 PVC PIPE

#### SCOPE

This specification outlines the requirements of rigid polyvinyl chloride (PVC) municipal water pipes for potable water systems and other pressure pipe applications. When used for potable water systems the pipe should conform to ANSI/NSF Standard 14 for thermoplastic materials, pipe, fittings, valves, traps and joining materials.

#### MATERIALS

The pipes are extruded from PVC meeting the requirements of Cell Classification 12454 as defined in ASTM D-1784, PVC compounds. The gasket conforms to ASTM F-477 "Elastomeric Seals for Joining Plastic Pipe."

#### PIPE

The outside dimensions of the pipe are produced in accordance to Cast Iron pipe sizes (C.I.O.D.). All pipes meet the requirements of AWWA C900/C905, NSF 61 and UL 1285. The gasket joint meets the requirements of ASTM D3139. To aid in the installation of Pipelife Jet Stream's AWWA C900/C905, each spigot end is beveled and includes a depth mark for insertion. Pipe will be manufactured in 20' lengths with other lengths available upon request. Alternative colors are also available upon special request: Green for Force Main, Purple for Reclaimed Water and White for alternative usages.

#### FEATURES

- 1 Integral Gasket Joint – Easy Installation
- 2 Manufactured to meet the requirements of AWWA C900
- 3 NSF, UL, FM Approved (when applicable)
- 4 Easy to order pallet quantities
- 5 Gaskets and lubricant included in price
- 6 12454 (Type 1, Grade 1, PVC 1120) material

*Standard length shall lay 20 feet.*

## AWWA C 900

**DR 14** PRESSURE RATINGS ARE:

**UL 305 PSI and FM 200 PSI both at 73 degrees**

NOMINAL SIZE	OUTSIDE DIAMETER	WALL THICKNESS	WEIGHT PER 100 FEET	PIECES PER PALLET	ORDER UNIT
4"	4.80	.343	318.40	36	2.40
6"	6.90	.493	663.20	18	2.40
8"	9.05	.646	1142.90	10	2.40
10"	11.10	.793	1724.80	4	1.71
12"	13.20	.943	2451.80	4/3	4

**DR 18** PRESSURE RATINGS ARE:

**UL 235 PSI and FM 150 PSI both at 73 degrees**

NOMINAL SIZE	OUTSIDE DIAMETER	WALL THICKNESS	WEIGHT PER 100 FEET	PIECES PER PALLET	ORDER UNIT
4"	4.80	.267	252.60	36	2.40
6"	6.90	.383	524.60	18	2.40
8"	9.05	.503	907.10	10	2.40
10"	11.10	.617	1370.10	4	1.71
12"	13.20	.733	1942.30	4/3	4

**DR 25** PRESSURE RATINGS ARE:

**UL 165 PSI at 73 degrees**

NOMINAL SIZE	OUTSIDE DIAMETER	WALL THICKNESS	WEIGHT PER 100 FEET	PIECES PER PALLET	ORDER UNIT
4"	4.80	.192	185.20	36	2.40
6"	6.90	.276	385.10	18	2.40
8"	9.05	.362	665.00	10	2.40
10"	11.10	.444	1004.70	4	1.71
12"	13.20	.528	1424.00	4/3	4

Optional Colors are Available

PROJECT NAME

ENGINEER

30

CONTRACTOR

SPEC. SECTION



## AWWA C 905

**DR 18** PRESSURE RATINGS ARE:

**UL 235 PSI at 73 degrees**

NOMINAL SIZE	OUTSIDE DIAMETER	WALL THICKNESS	WEIGHT PER 100 FEET	PIECES PER PALLET	ORDER UNIT	MAX OUTSIDE DIAMETER
14"	15.30	.850	2635.60	3	2	18.00
16"	17.40	.967	3413.80	3	2.4	21.00
18"	19.50	1.083	4294.70	5	6	23.50
20"	21.60	1.200	5281.10	2	3	25.50

**DR 25** PRESSURE RATINGS ARE:

**UL 165 PSI at 73 degrees**

NOMINAL SIZE	OUTSIDE DIAMETER	WALL THICKNESS	WEIGHT PER 100 FEET	PIECES PER PALLET	ORDER UNIT	MAX OUTSIDE DIAMETER
14"	15.30	.612	1933.60	3	2	18.00
16"	17.40	.696	2505.30	3	2.4	21.00
18"	19.50	.780	3153.50	5	6	23.50
20"	21.60	.864	3876.70	2	3	25.50

Optional Colors are Available

PROJECT NAME


31

CONTRACTOR



ENGINEER

SPEC. SECTION





# SEWER & DRAIN PIPE

Post Office Box 190  
Siloam Springs, AR 72761  
479-524-5151   
479-524-5464 

## SHORT FORM SPECIFICATION

### AWWA D-3034 & F-679

#### SCOPE

This specification designates requirements for polyvinyl chloride (PVC) gravity sewer pipe with integral bell and spigot joints.

#### MATERIALS

Pipe shall be made from Cell Classification 12454-B PVC resin as prescribed in ASTM D-1784. Gaskets are to be of a lock-in type gasket, Reiber Type or equal design, meeting the requirements of ASTM F-477.

#### PIPE

All SDR35 and SDR26 gravity sewer pipe produced by *Pipelife Jet Stream, Inc.* meets the requirements of ASTM D-3034 for sizes 4"-15" and ASTM F-679 for 18"-24" pipe. The standard laying length is 14' with 20' lengths available upon request. The pipes are produced with an integral bell end with gasket seal, which has been reinforced with a steel ring, band, or other rigid material that permanently locks the gasket in place during manufacturing. The joint shall be in compliance with the requirements of ASTM D-3212 (joints for drain and sewer plastic pipes using flexible elastomeric seals).

*Standard length shall lay 14 feet.*

## PVC GRAVITY SEWER PIPE

**ASTM D 3034 PSM****PIPELIFE JET STREAM, INC.**

### SDR 26

NOMINAL SIZE	OUTSIDE DIAMETER	WALL THICKNESS	GASKET JOINT LAY-LENGTH	PIECES PER PALLET	SOLVENT JOINT LAY-LENGTH	PIECES PER PALLET	WEIGHT PER 100 FEET
4"	4.215	.162	14'	90	10' – 20'	90	138.80
6"	6.275	.241	14'	40	10' – 20'	33	309.80
8"	8.400	.323	14'	24	N/A	N/A	557.20
10"	10.500	.404	14'	12	N/A	N/A	860.60
12"	12.500	.481	14'	9	N/A	N/A	1232.00
15"	15.300	.588	14'	3	N/A	N/A	1855.40

4" & 6" SDR 26 – 10 FOOT LENGTHS – AVAILABLE IN PERFORATED–2 ROWS OR 3 ROWS OF HOLES  
20 FOOT LENGTHS – AVAILABLE, EXCEPT FOR 15"

### ASTM F 679

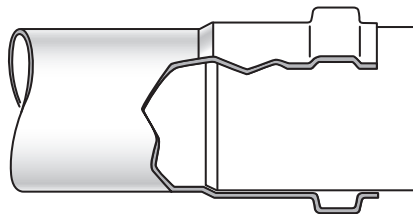
### SDR 26 / PS 115

NOMINAL SIZE	OUTSIDE DIAMETER	WALL THICKNESS	GASKET JOINT LAY-LENGTH	PIECES PER PALLET	WEIGHT PER 100 FEET
18"	18.701	.720	14' ONLY	3	2812.90
21"	22.047	.848	14' ONLY	2	3933.50
24"	24.803	.954	14' ONLY	2	4995.00

PipeLife Jet Stream, Inc. PVC Gravity Sewer Pipe is manufactured using the Rieber Gasket System.

The Rieber Gasket is manufactured in accordance with ASTM F-477 standards.

We cannot say that the locked-in-gasket will never have a problem, however, the performance of the locked-in-gasket is as close to trouble free as you can get. A trouble free locked-in-gasket joining installation will guard against rolled gaskets and gasket installation mistakes.



Cross section of a PipeLife Jet Stream, Inc. Locked in gasketed joint.

PROJECT NAME

ENGINEER

34

CONTRACTOR

SPEC. SECTION

## PVC GRAVITY SEWER PIPE

ASTM D 3034 PSM

PIPELIFE JET STREAM, INC.

### SDR 35

NOMINAL SIZE	OUTSIDE DIAMETER	WALL THICKNESS	GASKET JOINT LAY-LENGTH	PIECES PER PALLET	SOLVENT JOINT LAY-LENGTH	PIECES PER PALLET	WEIGHT PER 100 FEET
4"	4.215	.120	14' – 20'	90	10' – 20'	90	106.30
6"	6.275	.180	14' – 20'	40	10' – 20'	33	234.10
8"	8.400	.240	14' – 20'	24	N/A	N/A	419.00
10"	10.500	.300	14' – 20'	12	N/A	N/A	655.70
12"	12.500	.360	14' – 20'	9	N/A	N/A	932.80
15"	15.300	.437	14' – 20'	3	N/A	N/A	1402.00

4" & 6" SDR 35 – 10 FOOT LENGTHS – AVAILABLE IN PERFORATED–2 ROWS OR 3 ROWS OF HOLES  
20 FOOT LENGTHS – AVAILABLE, EXCEPT FOR 15"

### ASTM F 679

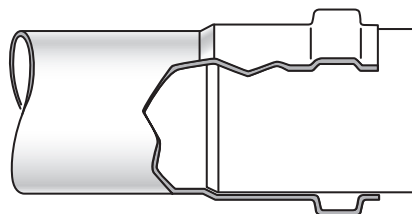
### SDR 35 / PS 46

NOMINAL SIZE	OUTSIDE DIAMETER	WALL THICKNESS	GASKET JOINT LAY-LENGTH	PIECES PER PALLET	WEIGHT PER 100 FEET
18"	18.701	.536	14' ONLY	3	2117.40
21"	22.047	.630	14' ONLY	2	2951.40
24"	24.803	.709	14' ONLY	2	3752.10

PipeLife Jet Stream, Inc. PVC Gravity Sewer Pipe is manufactured using the Rieber Gasket System.

The Rieber Gasket is manufactured in accordance with ASTM F-477 standards.

We cannot say that the locked-in-gasket will never have a problem, however, the performance of the locked-in-gasket is as close to trouble free as you can get. A trouble free locked-in-gasket joining installation will guard against rolled gaskets and gasket installation mistakes.



Cross section of a PipeLife Jet Stream, Inc. Locked in gasketed joint.

PROJECT NAME



ENGINEER

35

CONTRACTOR

SPEC. SECTION



Post Office Box 190  
Siloam Springs, AR 72761  
479-524-5151   
479-524-5464 

## SEWER PIPE PERFORATION SPECIFICATIONS

### PVC DRAINAGE PIPE

PERFORATION STYLES 1, 2, & 3

#### ASTM D-2729

NOMINAL SIZE	OUTSIDE DIAMETER	WALL THICKNESS	PIPE LENGTH	ROWS OF PERFORATIONS	HOLE SIZE	HOLE SPACING PER ROW INCHES	FEET PER PALLET
3"	3.250	.070	10'	2	5/8"	5	1560
4"	4.215	.075	10'	2	5/8"	5	900
6"	6.275	.100	10'	2	5/8"	5	330

### PVC SDR 35 SEWER PIPE

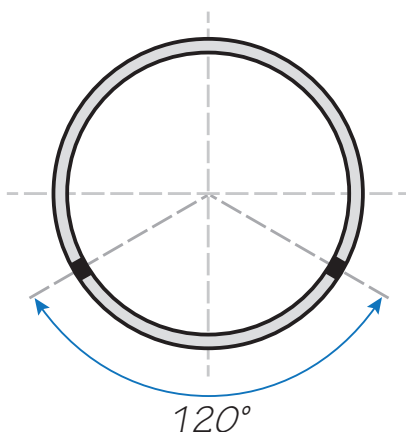
PERFORATION STYLES 1 & 2

NOMINAL SIZE	OUTSIDE DIAMETER	WALL THICKNESS	PIPE LENGTH	ROWS OF PERFORATIONS	HOLE SIZE	HOLE SPACING PER ROW INCHES	FEET PER PALLET
4"	4.215	.120	10'	2	5/8"	5	900
6"	6.275	.180	10'	2	5/8"	5	330

## PERFORATION STYLES

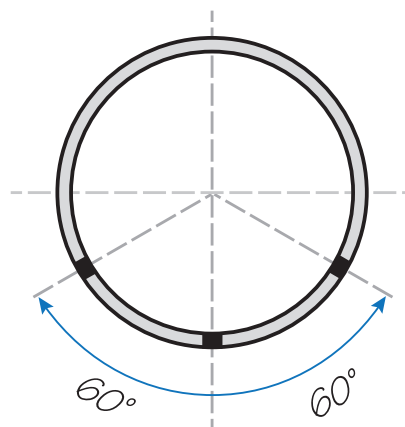
**1**

Typical 2-Row Pattern  
Conforms to ASTM D-2729



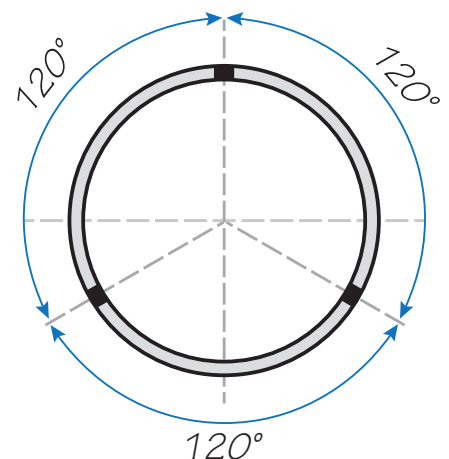
**2**

3-Hole 60°



**3**

3-Hole 120°



PROJECT NAME

ENGINEER

36



CONTRACTOR

SPEC. SECTION

16" PIPELIFE JET STREAM SDR 26 PVC 1120 NSF-61 TWENTY PLUS WELL CASING 10-0 ASTM F480

# WELL CASING PIPE

*PIPE***LIFE** 

Post Office Box 190  
Siloam Springs, AR 72761  
479-524-5151   
479-524-5464 



## FLOW RATE

Slotted Belled End

**SDR  
26  
160#**

Size	Slot Width	C-C Slot Spacing	Number of Rows	Open Area Sq In	Flow Rate GPM
4"	.035	.25	4	213	66.4
4 ½"	.035	.25	4	246	76.7
5"	.020	.25	4	139	43.3
5"	.035	.25	4	283	88.2
6"	.035	.25	5	311	96.9
8"	.035	.25	6	418	130.3
8"	.050	.25	6	554	172.7
8"	.085	.25	6	834	260.0
10"	.085	.25	7	1040	324.2

**SDR  
21  
200#**



Size	Slot Width	C-C Slot Spacing	Number of Rows	Open Area Sq In	Flow Rate GPM
4"	.020	.25	4	120	37.4
5"	.020	.25	4	134	41.8
5"	.035	.25	4	269	83.8
6"	.020	.25	5	158	49.2
6"	.035	.25	5	290	90.4
8"	.035	.25	6	383	119.4
8"	.085	.25	6	763	237.8
10"	.050	.25	7	642	200.1


PipeLife Jet Stream, Inc.



Justin Honea

TECHNICAL SERVICE MANAGER

Post Office Box 190  
Siloam Springs, AR 72761  
479-524-5151   
479-524-5464 



## FLOW RATE

Slotted Belled End

**SDR  
17  
250#**

Size	Slot Width	C-C Slot Spacing	Number of Rows	Open Area Sq In	Flow Rate GPM
4 ½"	.020	.25	4	82	25.6
5"	.020	.25	4	124	38.7

**SCH  
40**

Size	Slot Width	C-C Slot Spacing	Number of Rows	Open Area Sq In	Flow Rate GPM
4"	.020	.25	4	116	36.2
4"	.032	N/A	-	-	-
4"	.035	.25	4	218	68.0
4 ½"	.032	N/A	-	-	-
4 ½"	.035	.25	4	224	69.8
6"	.035	.25	5	311	95.9



*PipeLife Jet Stream, Inc.*



Justin Honea

TECHNICAL SERVICE MANAGER

# PipeLife Jet Stream, Inc.

Post Office Box 190  
Siloam Springs, AR 72761  
479-524-5151   
479-524-5464 

NSF-WC

The NSF Seal Certifying Well Casing  
Produced to ASTM F-480 Standards.



## TWENTY + PLUS PVC WELL CASING

PipeLife Jet Stream, Inc. Twenty + well casing is produced to ASTM F-480 specifications from polyvinyl chloride material type 1, grade 1 & 2, and bears the NSF Seal of Certification.

**SDR  
26**

Size	Casing O.D.	Casing I.D.	Wall Thickness	Bell O.D.	Bell Depth
4"	4.500	4.154	0.173	4.846	6.000
4 ½"	4.950	4.570	0.190	5.330	6.000
5"	5.563	5.135	0.214	5.991	6.500
6"	6.625	6.115	0.255	7.135	7.000
*8"	8.625	7.961	0.332	9.289	7.500
10"	10.750	9.924	0.413	11.576	7.750
12"	12.750	11.770	0.490	13.730	8.250
16"	16.000	14.768	0.616	17.375	8.250

**SDR  
21**

Size	Casing O.D.	Casing I.D.	Wall Thickness	Bell O.D.	Bell Depth
4"	4.500	4.072	0.214	4.928	6.000
5"	5.563	5.033	0.265	6.093	6.500
6"	6.625	5.993	0.316	7.257	7.000
6 ⅛"	6.900	6.242	0.329	7.558	7.250
8"	8.625	7.805	0.410	9.445	7.500
10"	10.750	9.728	0.511	11.772	7.750
12"	12.750	11.538	0.606	13.962	8.250

\* 8" is Dual Marked SCH 40 & SDR 26

PROJECT NAME

ENGINEER

40

CONTRACTOR

SPEC. SECTION



## TWENTY + PLUS PVC WELL CASING

PipeLife Jet Stream, Inc. Twenty + well casing is produced to ASTM F-480 specifications from polyvinyl chloride material type 1, grade 1 & 2, and bears the NSF Seal of Certification.

### SDR 17

Size	Casing O.D.	Casing I.D.	Wall Thickness	Bell O.D.	Bell Depth
4½"	4.950	4.368	0.291	5.532	6.000
5"	5.563	4.909	0.327	6.217	6.500
6"	6.625	5.845	0.390	7.405	7.000

### SCH 40

Size	Casing O.D.	Casing I.D.	Wall Thickness	Bell O.D.	Bell Depth
2"	2.375	2.067	0.154	2.683	5.000
4"	4.500	4.026	0.237	4.974	6.000
4½"	4.950	4.454	0.248	5.446	6.000
° 5"	5.563	5.047	0.265	6.079	6.500
6"	6.625	6.065	0.280	7.185	7.000
* 8"	8.625	7.961	0.332	9.289	7.500
* 10"	10.750	10.020	0.365	11.675	7.750
* 12"	12.750	11.938	0.406	13.675	8.250
16"	16.000	15.000	0.500	17.000	8.250

### SDR 27.6



Size	Casing O.D.	Casing I.D.	Wall Thickness	Bell O.D.	Bell Depth
6¼"	6.900	6.400	0.250	7.400	7.250

° 5" is Dual Marked SCH 40 & SDR 21

\* 8" is Dual Marked SCH 40 & SDR 26

\* 10" & 12" are not Well Casing Length

## PipeLife Jet Stream, Inc.

Post Office Box 190  
Siloam Springs, AR 72761  
479-524-5151   
479-524-5464 

NSF-WC

The NSF Seal Certifying Well Casing  
Produced to ASTM F-480 Standards.



## PVC SLOTTED WELL CASING

PipeLife Jet Stream, Inc. Twenty + well casing is produced to ASTM F-480 specifications from polyvinyl chloride material type 1, grade 1 & 2, and bears the NSF Seal of Certification.

### SDR 26 0.010"

SIZE	CASING O.D.	CASING I.D.	ROWS OF SLOTS	I.D. OPEN AREA SQ. INCHES JOINT FOOT	
4"	4.500	4.154	4	58	3.13
4½"	4.950	4.570	4	57	3.07
5"	5.563	5.135	5	71	3.83
6"	6.625	6.115	6	79	4.26

### SDR 21 0.010"

SIZE	CASING O.D.	CASING I.D.	ROWS OF SLOTS	I.D. OPEN AREA SQ. INCHES JOINT FOOT	
4"	4.500	4.072	4	53	2.86
5"	5.563	5.033	5	67	3.61
6"	6.625	5.993	6	70	3.77

### SCH 40 0.010"

SIZE	CASING O.D.	CASING I.D.	ROWS OF SLOTS	I.D. OPEN AREA SQ. INCHES JOINT FOOT	
4"	4.500	4.026	4	53	2.86
4½"	4.950	4.454	4	52	2.80
5"	5.563	5.047	5	67	3.61
6"	6.625	6.065	6	74	3.99

### SDR 26 0.014"

SIZE	CASING O.D.	CASING I.D.	ROWS OF SLOTS	I.D. OPEN AREA SQ. INCHES JOINT FOOT	
4"	4.500	4.154	4	88	4.70
4½"	4.950	4.570	4	95	5.10
5"	5.563	5.135	4	96	5.17
6"	6.625	6.115	5	117	6.30

### SDR 21 0.014"

SIZE	CASING O.D.	CASING I.D.	ROWS OF SLOTS	I.D. OPEN AREA SQ. INCHES JOINT FOOT	
4"	4.500	4.072	4	83	4.47
5"	5.563	5.033	4	89	4.79
6"	6.625	5.993	5	110	5.92

Produced in 20 foot lengths with 0.25 spacing.

PROJECT NAME

ENGINEER

42

CONTRACTOR

SPEC. SECTION

## PVC SLOTTED WELL CASING

### SCH 40 0.014"

SIZE	CASING O.D.	CASING I.D.	ROWS OF SLOTS	I.D. OPEN AREA SQ. INCHES JOINT	FOOT
4"	4.500	4.026	4	81	4.36
4½"	4.950	4.454	4	89	4.79
5"	5.563	5.047	4	89	4.79
6"	6.625	6.065	5	116	6.24

### SDR 26 0.020"

SIZE	CASING O.D.	CASING I.D.	ROWS OF SLOTS	I.D. OPEN AREA SQ. INCHES JOINT	FOOT
4"	4.500	4.154	4	126	6.75
4½"	4.950	4.570	4	138	7.40
5"	5.563	5.135	4	139	7.45
6"	6.625	6.115	5	171	9.22
8"	8.625	7.961	6	255	13.84
10"	10.750	9.924	7	285	15.47

### SDR 21 0.020"

SIZE	CASING O.D.	CASING I.D.	ROWS OF SLOTS	I.D. OPEN AREA SQ. INCHES JOINT	FOOT
4"	4.500	4.072	4	120	6.43
5"	5.563	5.033	4	134	7.18
6"	6.625	5.993	5	158	8.52
8"	8.625	7.805	6	238	12.92
10"	10.750	9.728	7	253	13.73

### SCH 40 0.020"

SIZE	CASING O.D.	CASING I.D.	ROWS OF SLOTS	I.D. OPEN AREA SQ. INCHES JOINT	FOOT
4"	4.500	4.026	4	116	6.22
4½"	4.950	4.454	4	127	6.81
5"	5.563	5.047	4	133	7.13
6"	6.625	6.065	5	169	9.11
10"	10.750	10.020	7	296	16.79

Produced in 20 foot lengths with 0.25 spacing.

PROJECT NAME



ENGINEER

43

CONTRACTOR

SPEC. SECTION

# PipeLife Jet Stream, Inc.

Post Office Box 190  
Siloam Springs, AR 72761  
479-524-5151   
479-524-5464 

NSF-WC

The NSF Seal Certifying Well Casing  
Produced to ASTM F-480 Standards.



## PVC SLOTTED WELL CASING

### SDR 26 0.035"

SIZE	CASING O.D.	CASING I.D.	ROWS OF SLOTS	I.D. OPEN AREA SQ. INCHES JOINT	FOOT
4"	4.500	4.154	4	213	11.42
4½"	4.950	4.570	4	246	13.19
5"	5.563	5.135	4	283	15.17
6"	6.625	6.115	5	311	16.79
8"	8.625	7.961	6	418	22.56
10"	10.750	9.924	7	521	28.31
12"	12.750	11.770	8	557	30.27
16"	16.000	14.768	10	686	37.28

### SDR 21 0.035"

SIZE	CASING O.D.	CASING I.D.	ROWS OF SLOTS	I.D. OPEN AREA SQ. INCHES JOINT	FOOT
4"	4.500	4.072	4	199	10.67
5"	5.563	5.033	4	269	14.42
6"	6.625	5.993	5	290	15.65
8"	8.625	7.805	6	383	20.67
10"	10.750	9.728	7	484	26.30
12"	12.750	11.538	8	499	27.12

### SCH 40 0.035"

SIZE	CASING O.D.	CASING I.D.	ROWS OF SLOTS	I.D. OPEN AREA SQ. INCHES JOINT	FOOT
4"	4.500	4.026	4	218	11.69
4½"	4.950	4.454	4	224	12.01
5"	5.563	5.047	4	271	14.53
6"	6.625	6.065	5	311	16.79
10"	10.750	10.020	7	508	28.74
12"	12.750	11.938	8	555	31.82
16"	16.000	15.000	10	718	39.00

Produced in 20 foot lengths with 0.25 spacing.

PROJECT NAME



ENGINEER

44

CONTRACTOR

SPEC. SECTION

## PipeLife Jet Stream, Inc.

Post Office Box 190  
Siloam Springs, AR 72761  
479-524-5151   
479-524-5464 

NSF-WC

The NSF Seal Certifying Well Casing  
Produced to ASTM F-480 Standards.



## PVC SLOTTED WELL CASING

### SDR 26 0.050"

SIZE	CASING O.D.	CASING I.D.	ROWS OF SLOTS	I.D. OPEN AREA SQ. INCHES JOINT	FOOT
4"	4.500	4.154	4	282	15.15
4½"	4.950	4.570	4	326	17.52
5"	5.563	5.135	4	375	20.15
6"	6.625	6.115	5	413	22.35
8"	8.625	7.961	6	554	29.98
10"	10.750	9.924	7	691	37.40
12"	12.750	11.770	8	739	40.26
16"	16.000	14.768	10	911	49.63

### SDR 21 0.050"

SIZE	CASING O.D.	CASING I.D.	ROWS OF SLOTS	I.D. OPEN AREA SQ. INCHES JOINT	FOOT
4"	4.500	4.072	4	264	14.19
5"	5.563	5.033	4	357	19.18
6"	6.625	5.993	5	384	20.78
8"	8.625	7.805	6	507	27.44
10"	10.750	9.728	7	642	34.75
12"	12.750	11.538	8	662	36.07

### SCH 40 0.050"

SIZE	CASING O.D.	CASING I.D.	ROWS OF SLOTS	I.D. OPEN AREA SQ. INCHES JOINT	FOOT
4"	4.500	4.026	4	289	15.53
4½"	4.950	4.454	4	297	15.96
5"	5.563	5.047	4	360	19.35
6"	6.625	6.065	5	413	22.35
10"	10.750	10.020	7	674	38.24
12"	12.750	11.938	8	736	42.03
16"	16.000	15.000	10	952	51.87

Produced in 20 foot lengths with 0.25 spacing.

PROJECT NAME

ENGINEER



45

CONTRACTOR

SPEC. SECTION



## PipeLife Jet Stream, Inc.

Post Office Box 190  
Siloam Springs, AR 72761  
479-524-5151   
479-524-5464 

NSF-WC

The NSF Seal Certifying Well Casing  
Produced to ASTM F-480 Standards.



## PVC SLOTTED WELL CASING

### SDR 26 0.085"

SIZE	CASING O.D.	CASING I.D.	ROWS OF SLOTS	I.D. OPEN AREA SQ. INCHES JOINT	FOOT
4"	4.500	4.154	4	424	22.78
4½"	4.950	4.570	4	490	26.32
5"	5.563	5.135	4	564	30.30
6"	6.625	6.115	5	621	33.60
8"	8.625	7.961	6	834	45.12
10"	10.750	9.924	7	1040	56.27
12"	12.750	11.770	8	1112	60.54
16"	16.000	14.768	10	1369	74.56

### SDR 21 0.085"

SIZE	CASING O.D.	CASING I.D.	ROWS OF SLOTS	I.D. OPEN AREA SQ. INCHES JOINT	FOOT
4"	4.500	4.072	4	397	21.33
5"	5.563	5.033	4	537	28.85
6"	6.625	5.993	5	578	31.27
8"	8.625	7.805	6	763	41.28
10"	10.750	9.728	7	966	52.26
12"	12.750	11.538	8	995	54.19

### SCH 40 0.085"

SIZE	CASING O.D.	CASING I.D.	ROWS OF SLOTS	I.D. OPEN AREA SQ. INCHES JOINT	FOOT
4"	4.500	4.026	4	435	23.37
4½"	4.950	4.454	4	447	24.01
5"	5.563	5.047	4	541	29.06
6"	6.625	6.065	5	621	33.60
10"	10.750	10.020	7	1014	57.51
12"	12.750	11.938	8	1107	63.20
16"	16.000	15.000	10	1431	77.94

Produced in 20 foot lengths with 0.25 spacing.

PROJECT NAME

ENGINEER

46

CONTRACTOR

SPEC. SECTION

## PVC SLOTTED WELL CASING

### SDR 17

#### 0.010"

#### 0.014"

#### 0.020"

#### 0.035"

#### 0.050"

#### 0.085"

SIZE	CASING O.D.	CASING I.D.	ROWS OF SLOTS	I.D. OPEN AREA SQ. INCHES JOINT	FOOT
4½"	4.950	4.368	4	47	2.53
5"	5.563	4.909	5	59	3.18
4½"	4.950	4.368	4	83	4.47
5"	5.563	4.909	4	82	4.41
4½"	4.950	4.368	4	122	6.54
5"	5.563	4.909	4	124	6.65
4½"	4.950	4.368	4	214	11.47
5"	5.563	4.909	4	251	13.45
4½"	4.950	4.368	4	284	15.26
5"	5.563	4.909	4	333	17.90
4½"	4.950	4.368	4	427	22.94
5"	5.563	4.909	4	501	26.91

Produced in 20 foot lengths with 0.25 spacing.

PROJECT NAME

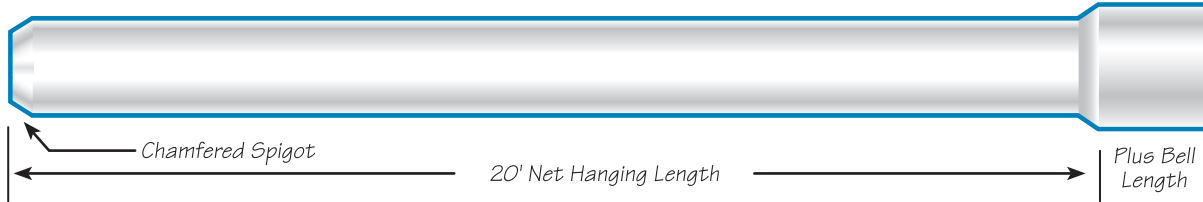
ENGINEER

47

CONTRACTOR

SPEC. SECTION

## JET STREAM TWENTY+PLUS PVC WELL CASING



### SDR 26

SIZE	BELL O.D.	CASING O.D.	CASING I.D.	WALL THICK	WT/CFT	HCPR 1	AND 2
4"	4.846	4.500	4.154	.173	150	57	132
4½"	5.330	4.950	4.570	.190	181	57	132
5"	5.991	5.563	5.135	.214	229	57	132
6"	7.135	6.625	6.115	.255	325	57	132
8"	9.289	8.625	7.961	.332	552	57	132
10"	11.576	10.750	9.924	.413	848	57	132
12"	13.730	12.750	11.770	.490	1193	57	132

### SCH 40

SIZE	BELL O.D.	CASING O.D.	CASING I.D.	WALL THICK	WT/CFT	HCPR 1	AND 2
2"	2.683	2.375	2.067	.154	69	310	715
4"	4.974	4.500	4.026	.237	202	153	353
4½"	5.446	4.950	4.454	.248	233	124	286
• 5"	6.079	5.563	5.047	.258	284	105	242
6"	7.185	6.625	6.065	.280	356	77	178
8"	9.289	8.625	7.961	.332	552	57	132
*16"	17.000	16.000	15.000	.500	1554	28	65

\*16" SCH 40 well casings, recommended to a max depth of 350'. 1. Hydraulic Collapse Resistance 2. Allowable Head Differential

### SDR 27.6

SIZE	BELL DEPTH	BELL O.D.	CASING O.D.	CASING I.D.	WALL THICK	WT/CFT	HCPR 1	AND 2
6 ¼"	7.250	7.400	6.900	6.400	.250	342	48	110

• 5" is Dual Marked SCH 40 & SDR 24

PROJECT NAME

ENGINEER

48

CONTRACTOR

SPEC. SECTION

## JET STREAM TWENTY+PLUS PVC WELL CASING

Twenty + Well Casing is produced to ASTM F-480 specifications from 1120/1220 white polyvinyl chloride type 1, grade 1 & 2.

### SDR 17

SIZE	BELL DEPTH	BELL O.D.	CASING O.D.	CASING I.D.	WALL THICK	WT/CFT	HCPR 1	AND 2
4 1/2"	6.000	5.532	4.950	4.368	.291	285.9	218	503
5"	6.500	6.217	5.563	4.909	.327	362.1	218	503

### SDR 21

SIZE	BELL O.D.	CASING O.D.	CASING I.D.	WALL THICK	WT/CFT	HCPR 1	AND 2
4"	4.928	4.500	4.072	.214	193.40	112	259
5"	6.093	5.563	5.033	.265	296.60	112	259
6"	7.257	6.225	5.993	.316	422.00	112	259

## SMALL O.D. SLOTTED WELL CASING

SIZE	4"			4 1/2"			5"			*6"	
Slot Width	.014	.020	.035	.014	.020	.035	.014	.020	.035	.035	.050
C-C Slot Spacing	1/2	1/2	29/32	1/2	1/2	29/32	1/2	1/2	29/32	29/32	.300
Number of Rows	3	3	3	3	3	3	3	3	3	4	4
Open Area Per Sq Inches	25.87	36.96	66.15	24.70	35.28	72.77	24.70	35.28	92.61	97.02	400.04
Open Area Per Sq Inches	.78	1.12	2.18	.74	1.05	2.17	.68	.97	2.44	2.15	8.86

These are non-stock – Available upon Special Order ONLY • Please specify slot width when ordering • \*6" Slotted well casing available in .014 or .020 slot width

## LARGE O.D. SLOTTED WELL CASING

SIZE	8"				10"		12"		16"	
Slot Width	.014	.020	.050	.085	.050	.085*	.050	.085*	.050*	.085
C-C Slot Spacing	1/2	1/2	.300	29/32	.300	29/32	.300	29/32	.300	29/32
Number of Rows	5	5	5	5	6	6	7	7	7	7
Open Area Per Sq Inches	29.40	42.00	568.75	334.69	709.80	417.69	891.80	524.79	1297.65	758.40
Open Area Per Sq Inches	.50	.71	9.66	5.69	9.68	5.69	10.25	6.03	11.47	6.71

These are non-stock – Available upon Special Order ONLY • Please specify slot width when ordering



PROJECT NAME

ENGINEER

49

CONTRACTOR

SPEC. SECTION

Post Office Box 190  
Siloam Springs, AR 72761  
479-524-5151   
479-524-5464 

NSF-WC

## WHITE PVC SCHEDULE 80 TBE

### (THREADED BOTH ENDS) DROP PIPE

LIGHT-WEIGHT • DURABLE • TIME-SAVING • ECONOMICAL

NOMINAL SIZE	CASING O.D.	WALL THICKNESS	WEIGHT 100 FEET	PALLET QUANTITIES	REC MAX DEPTH
¾"	1.050	.154	27.60	5400'	350'
1"	1.315	.179	40.60	4000'	350'
1 ¼"	1.660	.191	56.10	2760'	350'
1 ½"	1.900	.200	68.00	1880'	350'
2"	2.375	.218	94.00	2800'	350'

## WHITE PVC SCHEDULE 120 TBE

### (THREADED BOTH ENDS) DROP PIPE

NOMINAL SIZE	CASING O.D.	WALL THICKNESS	WEIGHT 100 FEET	PALLET QUANTITIES	REC MAX DEPTH
1"	1.315	.200	45.60	4000'	350'
1 ¼"	1.660	.215	63.50	2760'	350'
1 ½"	1.900	.225	75.30	1880'	350'
2"	2.375	.250	106.30	2800'	350'

PROJECT NAME

ENGINEER

50

CONTRACTOR



SPEC. SECTION




## PipeLife Jet Stream, Inc.

---



Post Office Box 190  
Siloam Springs, AR 72761  
479-524-5151   
479-524-5464 



**TITELOC™**

## JET STREAM TITELOC™ SPECIFICATIONS

PipeLife Jet Stream, Inc. Slotted well casing is produced to ASTM F-480 specifications from polyvinyl chloride material type 1, grade 1, and bears the NSF Seal of Certification.

### SDR 21

SIZE	CASING O.D.	CASING I.D.	WALL THICKNESS	BELL O.D.	BELL DEPTH
5"	5.563	5.033	0.265	6.093	6.50
6"	6.625	5.993	0.327	7.257	7.00
6 1/8"	6.900	6.242	0.329	7.558	7.25

### SDR 17

SIZE	CASING O.D.	CASING I.D.	WALL THICKNESS	BELL O.D.	BELL DEPTH
4 1/2"	4.950	4.368	0.291	5.532	6.00
5"	5.563	4.909	0.327	6.217	6.50
6"	6.625	5.845	0.390	7.405	7.00

### SCH 40

SIZE	CASING O.D.	CASING I.D.	WALL THICKNESS	BELL O.D.	BELL DEPTH
4"	4.500	4.026	0.237	4.974	6.00
4 1/2"	4.950	4.454	0.248	5.446	6.00
6"	6.625	6.065	0.280	7.185	7.00

### SDR 27.6

SIZE	CASING O.D.	CASING I.D.	WALL THICKNESS	BELL O.D.	BELL DEPTH
6 1/4"	6.900	6.400	0.250	7.400	7.25

## JET STREAM TITELOC™ SLOTTED WELL CASING

### SDR 21 0.010"

SIZE	CASING O.D.	CASING I.D.	ROWS OF SLOTS	I.D. OPEN AREA SQ. INCHES JOINT	FOOT
5"	5.563	5.033	5	67	3.61
6"	6.625	5.993	6	70	4.79

### SCH 40 0.010"

SIZE	CASING O.D.	CASING I.D.	ROWS OF SLOTS	I.D. OPEN AREA SQ. INCHES JOINT	FOOT
4"	4.500	4.026	4	53	2.86
4 1/2"	4.950	4.454	4	52	2.80
6"	6.625	6.065	6	74	3.99

### SDR 21 0.014"

SIZE	CASING O.D.	CASING I.D.	ROWS OF SLOTS	I.D. OPEN AREA SQ. INCHES JOINT	FOOT
5"	5.563	5.033	4	89	4.79
6"	6.625	5.993	5	110	5.92

Produced in 20 foot lengths with 0.25 spacing.

PROJECT NAME

ENGINEER



53

CONTRACTOR

SPEC. SECTION

# PipeLife Jet Stream, Inc.



Post Office Box 190  
Siloam Springs, AR 72761  
479-524-5151   
479-524-5464 

NSF-WC

The NSF Seal Certifying Well Casing  
Produced to ASTM F-480 Standards.



## JET STREAM TITELoc™ SLOTTED WELL CASING

**SCH 40  
0.014"**

SIZE	CASING O.D.	CASING I.D.	ROWS OF SLOTS	I.D. OPEN AREA SQ. INCHES JOINT FOOT	
4"	4.500	4.026	4	81	4.36
4½"	4.950	4.454	4	89	4.79
6"	6.625	6.065	5	116	6.24

**SDR 21  
0.020"**

SIZE	CASING O.D.	CASING I.D.	ROWS OF SLOTS	I.D. OPEN AREA SQ. INCHES JOINT FOOT	
5"	5.563	5.033	4	134	7.18
6"	6.625	5.993	5	158	8.52

**SCH 40  
0.020"**

SIZE	CASING O.D.	CASING I.D.	ROWS OF SLOTS	I.D. OPEN AREA SQ. INCHES JOINT FOOT	
4"	4.500	4.026	4	116	6.22
4½"	4.950	4.454	4	127	6.81
6"	6.625	6.065	5	169	9.11

**SDR 21  
0.035"**

SIZE	CASING O.D.	CASING I.D.	ROWS OF SLOTS	I.D. OPEN AREA SQ. INCHES JOINT FOOT	
5"	5.563	5.033	4	269	14.42
6"	6.625	5.993	5	290	15.65

**SCH 40  
0.035"**

SIZE	CASING O.D.	CASING I.D.	ROWS OF SLOTS	I.D. OPEN AREA SQ. INCHES JOINT FOOT	
4"	4.500	4.026	4	218	11.69
4½"	4.950	4.454	4	224	12.01
6"	6.625	6.065	5	311	16.79

**SDR 21  
0.050"**

SIZE	CASING O.D.	CASING I.D.	ROWS OF SLOTS	I.D. OPEN AREA SQ. INCHES JOINT FOOT	
5"	5.563	5.033	4	357	19.18
6"	6.625	5.993	5	384	20.78

Patent Pending. Specifications subject to change without notice.

PROJECT NAME



ENGINEER

54

CONTRACTOR

SPEC. SECTION

# PipeLife Jet Stream, Inc.

Post Office Box 190  
Siloam Springs, AR 72761  
479-524-5151   
479-524-5464 

NSF-WC

The NSF Seal Certifying Well Casing  
Produced to ASTM F-480 Standards.



## JET STREAM TITELoc™ SLOTTED WELL CASING

### SCH 40 0.050"

SIZE	CASING O.D.	CASING I.D.	ROWS OF SLOTS	I.D. OPEN AREA SQ. INCHES JOINT FOOT	
4"	4.500	4.026	4	289	15.53
4½"	4.950	4.454	4	297	15.96
6"	6.625	6.065	5	413	22.35

### SDR 21 0.085"

SIZE	CASING O.D.	CASING I.D.	ROWS OF SLOTS	I.D. OPEN AREA SQ. INCHES JOINT FOOT	
5"	5.563	5.033	4	537	28.85
6"	6.625	5.993	5	578	31.27

### SCH 40 0.020"

SIZE	CASING O.D.	CASING I.D.	ROWS OF SLOTS	I.D. OPEN AREA SQ. INCHES JOINT FOOT	
4"	4.500	4.026	4	435	23.37
4½"	4.950	4.454	4	447	24.01
6"	6.625	6.065	5	621	33.60

### SDR 17

#### 0.010"

SIZE	CASING O.D.	CASING I.D.	ROWS OF SLOTS	I.D. OPEN AREA SQ. INCHES JOINT FOOT	
4½"	4.950	4.368	4	47	2.53
5"	5.563	4.909	5	59	3.18

#### 0.014"

4½"	4.950	4.368	4	83	4.47
5"	5.563	4.909	4	82	4.41

#### 0.020"

4½"	4.950	4.368	4	122	6.54
5"	5.563	4.909	4	124	6.65

#### 0.035"

4½"	4.950	4.368	4	214	11.47
5"	5.563	4.909	4	251	13.45

#### 0.050"

4½"	4.950	4.368	4	284	15.26
5"	5.563	4.909	4	333	17.90

#### 0.085"

4½"	4.950	4.368	4	427	22.94
5"	5.563	4.909	4	501	26.91

Patent Pending. Specifications subject to change without notice.

PROJECT NAME



ENGINEER

55

CONTRACTOR

SPEC. SECTION



Post Office Box 190  
Siloam Springs, AR 72761  
479-524-5151   
479-524-5464 

## **JET STREAM TITELoc™**



### TECHNICAL INFORMATION

PVC well casing has been a vital part of the water well drilling industry for over forty-five years. Today's business environment of the water well contractor demands even more from the PVC industry. As cost issues become more critical, the demands on PVC well casing as a more cost effective alternative over steel and other materials is more apparent than ever. PipeLife has responded to these demands by introducing its new generation of water well casing along with other water well related products.

Health issues are also more prevalent with sophisticated water testing available. With more health concerns to come, PipeLife, a leader in the industry, has developed a non-solvent joint connection system for PVC water well casings. This innovative system is capable of decreasing the overall cost of installation while possibly improving the quality of the water taken from the water well.

The Jet Stream TiteLoc™ system is designed to eliminate the use of solvent based cement, reducing assembly time by eliminating curing time and enhance the health environment for the installer and end users of the water well. All this while maintaining the strength and integrity of the water well.

- **ASTM F480 approved specifications from polyvinyl chloride material type 1, grade 1 & 2**
- **NSF Certification**
- **Slim-line joint**
- **Economical**
- **Reduce assembly time**
- **Available in most popular sizes**
- **Designed especially for the Water Well Drilling Industry**
- **Field-proven**
- **NO spin "true" locking joint connection**
- **Proven safe in all kinds of weather conditions**
- **Available in slotted casings**
- **Easily adaptable to standard slotted PVC well casing**
- **Ideal for a wide range of applications**
- **Easily installed and removed from the borehole**
- **No more set screws**
- **O-ring factory installed**
- **Locks rotation in both directions**
- **Spline is "locked in" making it:**  
(VIRTUALLY IMPOSSIBLE TO REMOVE ACCIDENTALLY)
- **Fits as tight as if solvent cemented**
- **Full length bell so there is NO "snaking in the hole" and NO leaking o-rings**
- **Available in slotted pipe**

Post Office Box 190  
Siloam Springs, AR 72761  
479-524-5151   
479-524-5464 



## **PLASTICS PIPE INSTITUTE**

A DIVISION OF THE SOCIETY OF THE PLASTICS INDUSTRY, INC.



### **RECOMMENDATION B THERMOPLASTIC PIPING FOR THE TRANSPORT OF COMPRESSED AIR OR OTHER COMPRESSED GASES**

Adopted January 19, 1972

The Plastic Pipe Institute recommends against the use of thermoplastic pipe to transport compressed air or other compressed gases or the testing of such piping with compressed air or other compressed gases in exposed above ground locations, e.g. in exposed plant piping. It is recommended that all thermoplastic piping used to transport compressed air or other compressed gases be buried underground or encased in shatter-resistant materials. In designing thermoplastic piping to transport compressed air or other compressed gases, the strength at the operating temperature, the pressure, the energetics, and specific failure mechanism need to be evaluated.



# PLASTIC IRRIGATION PIPE

Post Office Box 190  
Siloam Springs, AR 72761  
479-524-5151   
479-524-5464 

## PIP PLASTIC IRRIGATION PIPE

### HEAD IRRIGATION PIPE by PipeLife – Jet Stream, Inc. SDR51 PIP – 80psi @ 73° - PVC 1120 – ASTM D2241

NOMINAL SIZE	OUTSIDE DIAMETER	INSIDE DIAMETER	WALL THICKNESS	PIECES PER PALLET	FEET PER TRUCKLOAD
8"	8.160	7.950	.160	18	6,336
10"	10.200	10.000	.200	8/10	3,960
12"	12.240	12.000	.240	8	2,816
15"	15.300	15.000	.300	3	1584

### SDR41 PIP – 100psi @ 73° - PVC 1120 – ASTM D2241

NOMINAL SIZE	OUTSIDE DIAMETER	INSIDE DIAMETER	WALL THICKNESS	PIECES PER PALLET	FEET PER TRUCKLOAD
8"	8.160	7.762	.199	18	6,336
10"	10.200	9.702	.249	8/10	3,960
12"	12.240	11.642	.299	8	2,816
15"	15.300	14.927	.373	3	1584

PROJECT NAME

59

ENGINEER

CONTRACTOR



SPEC. SECTION





# INTERNALLY-RESTRAINED WELL-CASING INSERT & GO

*PIPE***LIFE** 

Post Office Box 190  
Siloam Springs, AR 72761  
479-524-5151   
479-524-5464 

## **INTERNALLY-RESTRAINED WELL-CASING**


### **SDR 17**

NOMINAL SIZE	OUTSIDE DIAMETER	MIN WALL THICKNESS	MAX WALL THICKNESS	CIRCUMFERENCE TOLERANCE	MINIMUM CHAMFER	MINIMUM LIP LENGTH
17.4"	17.40 (+/- 0.020)	1.024	1.14	0.24	1.25"	2"

### ***Life around the rig just got easier!***

- **Easy Installation**
- **Faster Installation – Reduced Labor Costs**
- **Deep Water Well Applications**
- **Over 100,000 LBS. Tensile Strength (PULL-APART)**
- **No Lost Couplings**







# CHEMICAL RESISTANCE CHARACTERISTICS

## CHEMICAL RESISTANCE CHARACTERISTICS \*

Code — **E** - Excellent    **F** - Fair    **U** - Unsatisfactory    **Blank** - Untested

	POLYETHYLENE	ABS	PVC TYPE 1		POLYETHYLENE	ABS	PVC TYPE 1
Acetaldehyde	<b>E</b>		<b>U</b>	Ammonium Metaphosphate,			
Acetaldehyde, 40%			<b>F</b>	Saturated	<b>E</b>		
Acetic Acid, 1-10%	<b>E</b>	<b>U</b>		Ammonium Nitrate, SAT'D.	<b>E</b>	<b>E</b>	
Acetic Acid, 10- 60%	<b>E</b>			Ammonium Persulfate, SAT'D.	<b>E</b>		
Acetic Acid, 80-100%	<b>F</b>	<b>U</b>		Ammonium Sulfate, SAT'D.	<b>E</b>	<b>E</b>	
Acetamide			<b>E</b>	Ammonium Sulfides, SAT'D.	<b>E</b>		
Acetic Acid, Vapor			<b>E</b>	Ammonium Fluoride, 25%			<b>E</b>
Acetic Acid, Glacial			<b>E</b>	Ammonium Thiocyanate, SAT'D.	<b>E</b>		
Acetic Acid, 20%			<b>E</b>	Amyl Acetate, 100%	<b>U</b>		<b>U</b>
Acetic Acid, 80%			<b>E</b>	Amyl Alcohol, 100%	<b>E</b>		
Acetic Anhydride			<b>U</b>	Amyl Chloride, 100%	<b>U</b>	<b>U</b>	<b>U</b>
Acetone	<b>U</b>	<b>U</b>	<b>U</b>	Aniline, 100%	<b>F</b>	<b>U</b>	<b>U</b>
Acetylene			<b>F</b>	Aniline Chlorohydrate			<b>U</b>
Acetphenentidine	<b>E</b>			Aniline Hydrochloride			<b>U</b>
Acrylic Emulsions	<b>E</b>			Aniline Dyes			<b>U</b>
Adipic Acid I			<b>E</b>	Anthraquinone			<b>E</b>
Alcohol Allyl			<b>E</b>	Anthraquinone Sulfonic Acid			<b>E</b>
Alcohol Benzyl			<b>U</b>	Antimony Chloride	<b>E</b>		
Alcohol Butyl (n-butanol)			<b>E</b>	Antimony Trichloride			<b>E</b>
Alcohol Butyl (2-butanol)			<b>E</b>	Aqua Regia			<b>F</b>
Alcohol Ethyl			<b>E</b>	Arsenic Acid, 80%			<b>E</b>
Alcohol Hexyl			<b>E</b>	Aryl Sulfonic Acid			<b>E</b>
Alcohol Isopropyl (2-propanol)			<b>E</b>	Argyrol	<b>E</b>		
Alcohol, Methyl			<b>E</b>	Aspirin	<b>E</b>		
Alcohol, Propyl (1-propanol)			<b>E</b>	Atabrine	<b>E</b>		
Allyl Chloride			<b>U</b>				
Aluminum Chloride, Dilute	<b>E</b>	<b>E</b>		Barium Carbonate, SAT'D.	<b>E</b>		
Aluminum Chloride, Conc.	<b>E</b>			Barium Chloride, SAT'D.	<b>E</b>		
Aluminum Fluoride, Conc.	<b>E</b>			Barium Hydroxide	<b>E</b>	<b>E</b>	
Aluminum Sulfate, Conc.	<b>E</b>	<b>E</b>		Barium Sulfate, SAT'D.	<b>E</b>	<b>E</b>	
Alums	<b>E</b>	<b>E</b>	<b>E</b>	Barium Salts			<b>E</b>
Ammonia, Gas	<b>E</b>	<b>U</b>	<b>E</b>	Beer	<b>E</b>	<b>E</b>	<b>E</b>
Ammonia, Liquid			<b>U</b>	Beet Sugar Liquor			<b>E</b>
Ammonia, Aq.			<b>E</b>	Benzaldehyde, 10%			<b>E</b>
Ammonium Salts (except fluoride)			<b>E</b>	Benzaldehyde, above 10%			<b>U</b>
Ammonium Carbonate	<b>E</b>			Benzene	<b>U</b>	<b>U</b>	<b>U</b>
Ammonium Fluoride, 25%			<b>E</b>	Benzene Sulfonic Acid, 10%			<b>E</b>
Ammonium Chloride SAT'D.	<b>E</b>	<b>E</b>		Benzene Sulfonic Acid	<b>E</b>		<b>U</b>
Ammonium Fluoride, 20%	<b>E</b>			Benzole Acid	<b>E</b>	<b>E</b>	<b>E</b>
Ammonium Hydroxide -				Bismuth Carbonate, SAT'D.	<b>E</b>		
0.880 S. G.	<b>E</b>	<b>E</b>		Bleach 121/2 active Chlorine		<b>E</b>	

\* The material presented on Chemical Resistance is based on laboratory tests and may be used as a basis for recommendation but not as a guarantee. Tests were conducted at 73.4°F.

	POLYETHYLENE	ABS	PVC TYPE 1		POLYETHYLENE	ABS	PVC TYPE 1
Bleach Lye, 10%	E		E	Castor Oil			E
Black Liquor - Paper	E	E	E	Casein			E
Bleach, 12.5% active Chlorine			E	Castor Oil, Concentrated	E		
Bleach, 5.5% active Chlorine				Caustic Soda	E	E	E
Borax, Saturated	E	E		Caustic Potash			E
Boric Acid, Diluted	E	E		Cellosolve			E
Boric Acid, Concentrated	E		E	Cellosolve Acetate			E
Borax			E	Cetane	U		
Boric Acid			E	Chloracetic Acid	U	U	E
 Boron Trifluoride				Chloral Hydrate			E
Brake Fluid	E		E	Chloramine			E
Bromic Acid, 10%	E		E	Chloric Acid, 20%			E
Bromic Acid				Chlorine, Gas, Dry	F	E	F
Borium Sulfide	E	E	U	Chlorine, Gas, Wet	F	F	U
Bromine, Liquid, 100%	U			Chlorine Liquid	U		U
Bromine Water	U	E		Chlorine Water			E
Bromobenzene	U		E	Chloroacetic Acid			E
Bromine Gas, 25%			E	Chlorobenzene	U	U	U
Bromine, aq.			E	Chlorobenzyl Chloride			U
Butadiene			E	Chloroform	U		U
Butantetrol (erythritol)			E	Chlorosulfonic Acid			E
Butanediol, 100%	E			Chlorosulfuric Acid, 100%	U		
Butanediol, 10% - 60%	E			Chromic Acid, 10%			E
Butodediol, 60% - 100%	E			Chrome Alum, SAT'D.	E		
Butyl Alcohol, 100%	E		U	Chromic Acid, 20%	E	E	
Butyl Acetate			E	Chromic Acid & Sulfuric Acid	F		
Butyl Phenol			E	Chromic Acid 30%			E
Butylene				Chromic Acid 40%			E
Butyraldehyde	U			Chromic Acid 50%			U
Butyric Acid			E	Cider	E		
				Citric Acid			E
Calcium Bisulfide	E		U	Coconut Oil	E		
Calcium Salts, Aq.			E	Coke Oven Gas	E		
Calcium Hypochlorite			E	Citric Acid, SAT'D.		E	E
Calcium Hydroxide	E	E	E	Coconut Oil Alcohols		E	
Calcium Carbonate, SAT'D.	E	E		Cola Concentrates		E	
Calcium Chlorate, SAT'D.	E			Copper Chloride, SAT'D.		E	E
Calcium Chloride, SAT'D.	E	E		Copper Cyanide, SAT'D.		E	E
Calcium Hypochlorite, Bleach Sol.	E			Copper Fluoride, 2%		E	
Calcium Nitrate, 50%	E			Copper Nitrate, SAT'D.		E	
Calcium Sulfate	E	E		Copper Sulfate, Dilute		E	E
Camphor Oil	U			Copper Salts, Aq.	E	E	
 Cane Sugar Liquids			E	Corn Oil	E		
Carbon Bisulfide	U		U	Cottonseed Oil	E	E	E
Carbon Dioxide			E	Corn Syrup	E		
Carbon Dioxide, Aq.			E	Cresol	U	U	U
Carbon Dioxide, 100% Dry	E			Cresylic Acid, 50%	E		
Carbon Dioxide, 100% Wet	E			Crotonaldehyde	U		
Carbon Dioxide, Cold SAT'D.	E			Crude Oil	E		
Carbon Disulphide	U			Cyclohexane	U		
Carbon Monoxide	E		E	Cyclohexanol	U		
Carbon Tetrochloride	U	U	E	Cyclohexanone	U		
Carbonic Acid	E	E		Cyclohexylamine		U	

	POLYETHYLENE	ABS	PVC TYPE 1		POLYETHYLENE	ABS	PVC TYPE 1
Decanol	U			Formic Acid			E
Decahyronaphthalene	U			Freon - F11, F12, F113, F114			E
Demineralized Water	E	E		Freon - F21, F22			U
Dichlorobenzene	U			Fructose, SAT'D.	E		
Diazo Salts			E	Fruit Pulp	E		
Diesel Fuels			E	Fuel Oil	F		F
Diethyl Amine			U	Furfural, 100%	U	U	U
Diethyl Phthalate			U	Furfuryl Alcohol	U		
Disodium Phosphate			E	Fruit Juices & Pulps			E
Diglycolic Acid			E				
Dioxane -1,4	E		U	Gallic Acid, SAT'D.	E		
Din Butyl Ether	U			Gasoline	U	U	E
Diethylphthalate	U	U		Gas, Coal, Manufactured			U
Dihydronaphthalene	U			Gas, Natural, Methane			E
Dimethylamine			E	Gelatin			E
Dimethyl Formamide			U	Gin	U		
Detergents, Aq.			E	Glucose	E	E	
Dibutyl Phthalate			U	Glycerine	E		E
Dibutyl Sebacate			F	Glycerol	E	E	
Dichlorobenzene			U	Glycol	E		E
Dichloroethylene			U	Glycolic Acid, 30%	E		
				Green Liquor		E	E
Ethers	U	U	U	Glue, Animal			E
Ethyl Acetate	U	U		Glycolic Acid			E
Ethyl Aniline	U			Gallic Acid			E
Ethyl Butyrate	U						
Ethyl Chloride	U	U		Heptane			E
Ethylene Glycol	E	E	E	Hexane			E
Ethyl Esters			U	Heranol, ten.	E		
Ethyl Halides			U	Hydrobromic Acid, 50%	E	E	
Ethylene Halides			U	Hydrobromic Acid, 20%			E
Ethylene Oxide			U	Hydrocyanic Acid, SAT'D.	E	E	
				Hydrochloric Acid, Cons.	E	E	
Fatty Acids		E	E	Hydrofluoric Acid 10-50%	E	E	E
Ferric Chloride, SAT'D.	E	E		Hydrofluoric Acid 50-75%	E		E
Ferric Salts			E	Hydrochloric Acid, Conc.			E
Ferric Nitrate, SAT'D.	E			Hydrofluoric Acid 100%			E
Ferric Sulfate		E		Hydrazine Hydrate	E		
Ferrons Chloride, SAT'D.	E			Hydrogen 100%	E		E
Ferrous Sulfate	E			Hydrogen Bromide 10%	E		
Fertilizers	E			Hydrogen Chloride Gas, Dry	E		
Fish Solubles	E			Hydrogen Peroxide 30%	E	E	
Fluoroboric Acid	E			Hydrogen Peroxide 90%	F		E
Fluorine Gas, Wet	F	U	F	Hydrogen Phosphide 100%	E		
Fluorine Gas, Dry			F	Hydrogen Sulfide	E		
Fluosilicic Acid, 32%	E	E		Hydroquinone	E		E
Fluosilicic Acid, Concentrated	F			Hydroxylamine Sulfate			E
Formaldehyde, 40%	E			Hypochlorous Acid, Conc.	E	E	
Foramine	E			Hydrocyanic Acid			E
Formic Acid 0-20%	E	U		Hydrogen Peroxide 50%			E
Formic Acid 20-50%	E			Hydrogen Sulfide, Aq.			E
Formic Acid 100%	E			Hydrogen Sulfide Dry			E
Fluoboric Acid 25%			E	Hydrazine			U
Fluosilicic Acid			E	Hypochlorous Acid			E
Formaldehyde			E				

	POLYETHYLENE	ABS	PVC TYPE 1		POLYETHYLENE	ABS	PVC TYPE 1
<i>i</i>	Inks	E		Milk	E		
	Iodine	U		Mixed Acids	E	U	I
	Iodine, in KI 3%, Aq.		F	Mineral Oils	U	E	E
	Iodine Ale.		U	Molasses, Commercial	E		
<i>j</i>	Iodine Aq. 10%		U	Mecuric Salts			E
				Mercury			E
	Jet Fuels JP-4 & JP-5		E	Mesityl Oxide			U
				Metallic Soaps Aq.			E
<i>k</i>	Kerosene	U	E	Methane			E
	Ketones		U	Methyl Acetate			U
	Kraft Paper Liquor		E	Methyl Cellosolve			U
	Lacquer Thinners		F	Methyl Chloride			U
				Methyl Chloroform			U
	Lactic Acid, 10- 50%	E	E	Methyl Cyclohexanone			U
	Lactic Acid, 90-100%	E		Methyl Methacrylate			E
	Latex	E		Methyl Sulfate			E
	Lauryl Alcohol	U		Methyl Sulfonic Acid			E
	Lauryl Sulfate	U	E	Methylene Bromide			U
	Lead Acetate, SAT'D.	E		Methylene Chloride			U
	Linseed Oil	U	E	Methylene Iodide			U
<i>l</i>	Lard Oil		E	Mixed Acids (Sulfuric & Nitric)			F
	Lauric Acid		E	Mixed Acids (Fulfuric & Phosphoric)			E
	Lauryl Chloride		E	Molasses			E
	Lead Salts		E	Monochlorobenzene			U
	Lime Sulfur		E	Monoethanolamine			U
	Linoleic Acid		E	Motor Oil			E
	Lube Oil	U	E				
	Liqueurs		E	Naphtha	E		E
	Liquors		E	Naphthalene	U	U	U
	Lithium Salts		E	Nickel Salts			E
	Lubricating Oils		E	Nicotine			E
				Nicotinic Acid	E		E
	Machine Oil		E	Nickel Chloride SAT'D.	E	E	
	Magnesium Carbonate, SAT'D.	E		Nickel Nitrate Concentrated	E		
	Magnesium Hydroxide SAT'D.	E		Nickel Sulfate, SAT'D.	E	E	
	Magnesium Saturated Nitrate	E		Nicotine, Dilute	E		
	Magnesium Sulfate, SAT'D.	E	E	Nitroglycerine			U
	Maleic Acid, SAT'D.	E	E	Nitric Acid 0-30%	E	U	
	Magnesium Salts		E	Nitric Acid 30-50%	E	U	
	Maleic Acid		E	Nitric Acid 50-95%	F		
<i>m</i>	Malic Acid		E	Nitric Acid 95-98%	U		
	Manganese Sulfate		E	Nitrobenzene 100%	U		U
	Mercuric Chloride, SAT'D.	E		Nitroethane	E		
	Mercuric Cyanide, SAT'D.	E		Nitromerthane	E		
	Mercurous Nitrate	E		Nitropropane	U		F
	Mercury	E		Nitrous Acid			E
	Methane	U		Nitrous Oxide Gas			E
	Methyl Alcohol 100%	E	E	Nitroglycol			U
	Methyl Bromide	U	U	Nitric Acid 0-50%			E
	Methyl Chloride	U	U	Nitric Acid 60%			E
	Methyl Ethyl Ketone 100%	U	U	Nitric Acid 70%			E
	Methyl Formate	U		Nitric Acid 80%			F
	Methyl Isobutyl Ketone	U		Nitric Acid 90%			F
	Methyl Sulfuric Acid	E		Nitric Acid 100%			U
	Methyl Salicylate	U	E	Nitric Acid Fuming			U



O

P

	POLYETHYLENE	ABS	PVC TYPE 1
Oils, Vegetable			E
Oils & Fats	U	E	E
Oleic Acid			E
Oleum	U	U	U
Olive Oil			F
Oxalic Acid	E	E	E
Oxygen Gas			E
Ozone Gas			E
Octanol	U		
Octyl Cresol	U		
Oleic Acid, Concentrated	U	E	
Orange Extract	E		
Oxidizing Gases	E		
Paper Mill Liquors	E		
Palmitic Acid	E		
Paraffine	E		E
Perchloric Acid 10%	E	E	E
Petroleum Ether	U		
Phenol 90%	E	F	
Palmitic Acid 10%			E
Palmitic Acid 70%			E
Pen tone			F
Peracetic Acid 40%			E
Perchloric Acid 70%			E
Perchlorocethylene			F
Petroleum Sour			E
Petroleum Rened			E
Phenol			F
Phenylcarbinol			U
Phosphoric Acid	E		E
Phosphorous Oxychloride	U		
Phosphorous Pentoxide	E		E
Phosphorous Trichloride	E		U
Photographic Solutions	E		
Phenylhydrazine			U
Phenylhydrazine HC1			F
Phosgene, Gas			E
Phosgene, Liquid			U
Phosphorus Yellow			E
Phosphorus Red			E
Photographic Chemicals Aq.			E
Phthalic Acid			F
Picric Acid	E		U
Plating Solutions, Metal	U	E	E
Potassium Salts, Aq.			E
Potassium Borate	E		
Potassium Bromide	E		
Potassium Carbonate	E		
Potassium Chlorate, SAT'D.	E		
Potassium Chloride SAT'D.	E	E	
Potassium Cyanide, SAT'D.	E		
Potassium Dichromate	E		
Potassium Ferricyanide	E		

	POLYETHYLENE	ABS	PVC TYPE 1
Potassium Ferrocyanide	E		
Potassium Fluoride	E		
Potassium Hydroxide	E	E	
Potassium Nitrate, SAT'D.	E		
Potassium Perchlorate	E		
Potassium Permanganate	E		
Potassium Sulfate	E		E
Propyl Alcohol		E	
Propylene Dichloride 100%	U		U
Propylene Glycel	E		E
Potassium Permanganate 25%			F
Potassium Alkyl Xanthates			E
Propone			E
Propylene Oxide			U
Pyridine			U
Pyrogalllic Acid			F
Rayon Coagulating Bath			E
Sea Water	E		E
Salicylic Acid			E
Salicylaldehyde			F
Selenic Acid			E
Silver Cyanide	E		
Silver Nitrate	E	E	
Soaps	E	E	E
Sodium Acetate	E		
Sodium Benzoate	E		
Sodium Bicarbonate	E	E	
Sodium Bisulfate	E		
Sodium Bisulfate SAT'D.	E	E	
Sodium Bromide	E		
Sodium Carbonate Cone.	E	E	
Sodium Chloride	E	E	
Sewage Residential			E
Silicic Acid			E
Silicone Oil			E
Silver Salts			E
Sodium Salts, Aq. except			E
Sodium Chlorite			E
Sodium Chlorate			E
Sodium Dichromate, Acid			E
Sodium Perborate			E
Sodium Cyanide	E	E	
Sodium Ferricyanide	E		
Sodium Ferrocyanide	E	E	
Sodium Fluoride	E	E	
Sodium Hydroxide	E	E	
Sodium Hypochlorite	E	U	
Sodium Nitrate	E		
Sodium Sulfate	E	E	
Sodium Sulde	E	E	
Sodium Sulte	E	E	
Sodium Thiosulfate		E	

P



R

S



	POLYETHYLENE	ABS	PVC TYPE 1		POLYETHYLENE	ABS	PVC TYPE 1	
<b>S</b>	Stannic Chloride	<b>E</b>	<b>E</b>	<b>E</b>	Thread Cutting Oils			<b>E</b>
	Stannous Chloride	<b>E</b>	<b>E</b>	<b>E</b>	Terpineol			<b>F</b>
	Starch Solution	<b>E</b>		<b>E</b>	Titanium Tetrachloride			<b>F</b>
	Stearic Acid 100%	<b>E</b>	<b>E</b>	<b>E</b>	Tributyl Phosphate			<b>U</b>
	Sulfur	<b>E</b>		<b>E</b>	Tributyl Citrate			<b>E</b>
	Stoddard Solvent			<b>U</b>	Tricresyl Phosphate			<b>U</b>
	Sulfur Liquor			<b>E</b>	Trichloroacetic Acid			<b>E</b>
	Sugars, Aq.			<b>E</b>	Triethanolamine			<b>E</b>
	Sulfur Dioxide Dry	<b>E</b>	<b>E</b>	<b>E</b>	Triethylamine			<b>E</b>
	Sulfur Dioxide Wet	<b>E</b>	<b>E</b>	<b>E</b>	Trimethyl Propane			<b>E</b>
	Sulfur Dioxide Liquid	<b>E</b>						
	Sulfur Trioxide	<b>E</b>			Urea	<b>E</b>		<b>E</b>
	Sulfuric Acid 0-10%	<b>F</b>			Urine	<b>E</b>		<b>E</b>
	Sulfuric Acid 10-75%	<b>E</b>	<b>U</b>		Vaseline			<b>U</b>
	Sulfuric Acid 75-90%	<b>U</b>	<b>U</b>		Vegetable Oils	<b>U</b>		<b>E</b>
	Sulfurous Acid	<b>E</b>		<b>F</b>				
	Sulfur Trioxide Gas Dry			<b>E</b>	Vinegar			<b>E</b>
	Sulfur Trioxide -Wet			<b>E</b>	Vinyl Acetate			<b>U</b>
	Sulfuric Acid up to 70%			<b>E</b>	Vinegar Commercial	<b>E</b>	<b>E</b>	
	Sulfuric Acid 70 to 90%			<b>E</b>				
	Sulfuric Acid 90 to 100%			<b>F</b>	Water Distilled			<b>E</b>
<b>T</b>	Tall Oil			<b>E</b>	Water Fresh	<b>E</b>		<b>E</b>
	Tannic Acid	<b>E</b>	<b>U</b>	<b>E</b>	Water Mine			<b>E</b>
	Tanning Liquors	<b>E</b>			Water Salt			<b>E</b>
	Tallow	<b>E</b>	<b>E</b>	<b>E</b>	Water Top			<b>E</b>
	Tartaric Acid	<b>E</b>			Water and Waste	<b>E</b>		
	Tetrachloroethane	<b>U</b>	<b>F</b>		Water Salt SAT'D.	<b>E</b>		
	Tetrachloroethylene	<b>U</b>			Water Sea 100%	<b>E</b>		
	Tetrahydrofuran		<b>U</b>	<b>U</b>	Wetting Agents	<b>E</b>		
	Tetrahydronaphthalene	<b>U</b>			Whiskey Commercial	<b>E</b>		<b>E</b>
	Thionyl Chloride 100%		<b>U</b>	<b>U</b>	Wines	<b>E</b>	<b>E</b>	<b>E</b>
	Toluene	<b>U</b>	<b>U</b>	<b>U</b>				
	Trichloroethylene	<b>U</b>	<b>U</b>	<b>U</b>	Xylene or Xylol 100%	<b>U</b>		<b>U</b>
	Triethanolamine	<b>E</b>						
	Trisodium Phosphate	<b>E</b>	<b>E</b>		Yeast	<b>E</b>		
	Transformer Oils	<b>U</b>						
	Trichlorobenzene	<b>U</b>			Zinc Chloride	<b>E</b>	<b>E</b>	
	Turpentine	<b>E</b>	<b>U</b>	<b>E</b>	Zinc Fluoride	<b>E</b>		
	Tetraethyl Lead			<b>E</b>	Zinc Salts			<b>E</b>
					Zinc Sulfate	<b>E</b>	<b>E</b>	

## PipeLife Jet Stream, Inc.

Post Office Box 190  
Siloam Springs, AR 72761  
479-524-5151   
479-524-5464 



## PVC IPS BELL & PLAIN END

POLYVINYL CHLORIDE — TYPE 1, Grade 1 & 2 20 FOOT LENGTHS

**PIPELIFE JET STREAM, INC.**

**160 PSI PVC 1120/1220**

NOMINAL SIZE	OUTSIDE DIAMETER	WALL THICKNESS	WEIGHT PER 100 FEET	GASKETED WEIGHT PER 100 FEET
1 ¼ "	1.660	.064	21.70	—
1 ½ "	1.900	.073	28.30	29.40
2"	2.375	.091	43.70	45.40
2 ½ "	2.875	.110	63.30	66.00
3"	3.500	.135	93.70	97.40
*4"	4.500	.173	158.40	159.90
*5"	5.563	.214	241.60	—
*6"	6.625	.255	343.50	346.60
*8"	8.625	.332	584.50	590.20
*10"	10.750	.413	907.20	917.60
*12"	12.750	.490	1280.20	1295.30

Pipe produced in accordance with ASTM D2241 & D1784

PVC 160 & 200 NOT recommended for threading

\*Standard length 20 ft. Except 4, 5, 6, 8, 10, and 12 inch Diameter which are 20 ft. Laying Length.

COLOR OF PIPE — **Purple PMS 522C** USE ONLY PVC CEMENT

PROJECT NAME



ENGINEER

69

CONTRACTOR

SPEC. SECTION

## PipeLife Jet Stream, Inc.

Post Office Box 190  
Siloam Springs, AR 72761  
479-524-5151   
479-524-5464 



## PVC IPS BELL & PLAIN END

POLYVINYL CHLORIDE — TYPE 1, Grade 1 & 2 20 FOOT LENGTHS

**PIPELIFE JET STREAM, INC.**

**200 PSI PVC 1120/1220**

NOMINAL SIZE	OUTSIDE DIAMETER	WALL THICKNESS	WEIGHT PER 100 FEET	GASKETED WEIGHT PER 100 FEET	FEET PER BUNDLE
¾ "	1.050	.060	12.60	—	200
1 "	1.315	.063	16.70	—	200
1 ¼ "	1.660	.079	26.30	—	—
1 ½ "	1.900	.090	34.20	35.50	—
2 "	2.375	.113	53.20	55.00	—
2 ½ "	2.875	.137	77.40	80.30	—
3 "	3.500	.167	114.30	118.90	—
*4 "	4.500	.214	193.40	194.90	—
*5 "	5.563	.265	296.60	—	—
*6 "	6.625	.316	422.00	425.00	—
8 "	8.625	.410	715.70	721.20	—
10 "	10.750	.511	1112.90	1123.30	—
12 "	12.750	.606	1569.80	1585.30	—

## PIPELIFE JET STREAM, INC. 315 PSI PVC 1120/1220

NOMINAL SIZE	OUTSIDE DIAMETER	WALL THICKNESS	WEIGHT PER 100 FEET	FEET PER BUNDLE
½ "	.840	.062	10.20	200

Pipe produced in accordance with ASTM D2241 & D1784

PVC 160 & 200 NOT recommended for threading

\*Standard length 20 ft. Except 4, 5, 6, 8, 10, and 12 inch Diameter which are 20 ft. Laying Length.

COLOR OF PIPE — **Purple PMS 522C** USE ONLY PVC CEMENT



PROJECT NAME

ENGINEER

70

CONTRACTOR

SPEC. SECTION

Post Office Box 190  
Siloam Springs, AR 72761  
479-524-5151   
479-524-5464 

## IPS GASKETED PIPE

*PipeLife Jet Stream, Inc.* manufactures IPS gasketed pipe from 2" to 8". Our pipes are manufactured under ASTM D2241 and meets or exceeds ANSI/NSF 14 standards.

The primary purpose of *PipeLife Jet Stream* IPS is for the conveyance of potable water.

*PipeLife Jet Stream Inc.* uses compound according to ASTM D1784 – 12454 as well as integral gasket joints according to ASTM D3139. To aid in the installation of *PipeLife Jet Stream's* IPS, each spigot end is beveled and includes a guide mark for proper depth insertion.

**ASTM D1784 –12454   ASTM F477   ASTM D3139**  
**PIPELIFE JET STREAM, INC.   PVC 1120/1220**  
**SDR 17 250 PSI PVC**

NOMINAL SIZE	OUTSIDE DIAMETER	WALL THICKNESS	WEIGHT PER 100 FEET	PIECES PER PALLET	ORDER UNITS
2"	1.900	.112	58.20	140	2
3"	2.375	.206	139.80	60	2
4"	4.500	.265	231.80	36	2
6"	6.625	.390	505.70	30	4
8"	8.625	.508	869.20	18	4



PROJECT NAME

ENGINEER

71

CONTRACTOR

SPEC. SECTION

Post Office Box 190  
Siloam Springs, AR 72761  
479-524-5151   
479-524-5464 

## PIPE CERTIFICATE OF CONFORMANCE

*PipeLife Jet Stream, Inc.* 1 ½" through 12" IPS 160 PSI SDR 26, 200 PSI SDR 21 and 250 PSI SDR 17 pressure pipe is produced in accordance with and meets or exceeds the requirements of ASTM D2241.

The gasket bell on the pipe meets or exceeds the requirements of ASTM D3139. The gasket meets or exceeds the requirements of ASTM F477.

*PipeLife Jet Stream, Inc.* 4" through 12" C900 165 PSI DR 25, 235 PSI DR 18 and 305 PSI DR14 gasket pipe is produced and tested in accordance with and meets or exceeds the requirements of AWWA C900.

The gasket bell on the pipe meets or exceeds the requirements of ASTM D3139. The gasket meets or exceeds the requirements of ASTM F477.

*PipeLife Jet Stream, Inc.* 4" through 15" PSM ASTM D3034 SDR 35 and SDR 26 sewer pipe is produced and tested in accordance with and meets or exceeds the requirements of ASTM D3034.

*PipeLife Jet Stream, Inc.* 18"-24" ASTM F679 PS 46 and PS 115 sewer pipe is produced and tested in accordance with and meets or exceeds the requirements of ASTM F679.



The gasket bell on the pipe meets or exceeds the requirements of ASTM D3212. The gasket meets or exceeds the requirements of ASTM F477.

PipeLife Jet Stream, Inc.



Travis Snow  
TECHNICAL SERVICE MANAGER

## PipeLife Jet Stream, Inc.

Post Office Box 190  
Siloam Springs, AR 72761  
479-524-5151   
479-524-5464 



## GASKET PIPE

### PRESSURE PIPE FEATURES

- 1 Integral Gasket Joint – Easy Installation**
- 2 Exceeds the requirements of ASTM D 2241**
- 3 NSF Approved**
- 4 Easy to order pallet quantities**
- 5 Gaskets & lubricant included in price**
- 6 12454 (TYPE 1, GRADE 1, PVC 1120)**

### SDR 26 160 PSI PVC 1120/1220

NOMINAL SIZE	OUTSIDE DIAMETER	WALL THICKNESS	WEIGHT PER 100 FEET	PIECES PER PALLET	ORDER UNIT
1 ½"	1.900	.073	29.40	203	2
2"	2.375	.091	45.40	140	2
2 ½"	2.875	.110	66.00	87	2
3"	3.500	.135	97.40	60	2
4"	4.500	.173	159.90	36	2
6"	6.625	.255	346.60	30	4
8"	8.625	.332	590.20	18	4
10"	10.750	.413	917.60	11	4
12"	12.750	.490	1295.30	4	2

SA palletized truckload of PipeLife Jet Stream, Inc. PVC Pipe equals a total of 48 order units.

PROJECT NAME

73

CONTRACTOR

ENGINEER

SPEC. SECTION





## GASKET PIPE

### PRESSURE PIPE FEATURES

- 1 Integral Gasket Joint – Easy Installation**
- 2 Exceeds the requirements of ASTM D 2241**
- 3 NSF Approved**
- 4 Easy to order pallet quantities**
- 5 Gaskets & lubricant included in price**
- 6 12454 (TYPE 1, GRADE 1, PVC 1120)**

### SDR 21 200 PSI PVC 1120/1220

NOMINAL SIZE	OUTSIDE DIAMETER	WALL THICKNESS	WEIGHT PER 100 FEET	PIECES PER PALLET	ORDER UNIT
1 ½"	1.900	.090	35.50	203	2
2"	2.375	.113	55.50	140	2
2 ½"	2.875	.137	80.30	87	2
3"	3.500	.167	118.90	60	2
4"	4.500	.214	194.90	36	2
6"	6.625	.316	425.00	30	4
8"	8.625	.410	721.20	18	4
10"	10.750	.511	1123.30	11	4
12"	12.750	.606	1585.30	4	2

### SDR 17 250 PSI PVC

NOMINAL SIZE	OUTSIDE DIAMETER	WALL THICKNESS	WEIGHT PER 100 FT.
2"	1.900	.112	58.20
2 ½"	2.875	.169	-
3"	2.375	.206	139.80
4"	4.500	.265	231.80
6"	6.625	.390	505.70

SA palletized truckload of PipeLife Jet Stream, Inc. PVC Pipe equals a total of 48 order units.

PROJECT NAME



ENGINEER

74

CONTRACTOR

SPEC. SECTION

## PipeLife Jet Stream, Inc.

Post Office Box 190  
Siloam Springs, AR 72761  
479-524-5151   
479-524-5464 



## PVC IPS PE & BE

POLYVINYL CHLORIDE — TYPE 1, Grade 1 & 2 20 FOOT LENGTHS

**PIPELIFE JET STREAM, INC.**

### SDR 17 250 PVC 1120/1220

NOMINAL SIZE	OUTSIDE DIAMETER	WALL THICKNESS	WEIGHT PER 100 FEET
2"	1.900	.112	64.70
3"	2.375	.206	140.20
4"	4.500	.265	232.40
6"	6.625	.390	507.00
8"	8.625	.508	862.50

### Pipe produced in accordance with ASTM D2241 & D1784

PVC 160 & 200 NOT recommended for threading

Conforms to Federal Housing Administration Use of Material Bulletin No. UM41

\*Standard length –20 ft. Except 4, 5, 6, 8, 10, and 12 inch Diameter which are 20 ft. Laying Length.

Color of Pipe – White USE ONLY PVC CEMENT



PROJECT NAME

75

CONTRACTOR

ENGINEER

SPEC. SECTION

Post Office Box 190  
Siloam Springs, AR 72761  
479-524-5151   
479-524-5464 

NSF-WC

## SELECTION OF PVC WELL CASING BASED ON HYDRAULIC COLLAPSE CONSIDERATIONS

PVC offers many familiar advantages to the well driller, including excellent corrosion resistance and ease of assembly. Unlike conventional PVC pipe, however, the primary loading on well casing is external pressure rather than internal pressure. Because of this distinction, it is vitally important for the contractor to understand the effect of external pressure on PVC well casing, and to use this information in the well casing selection process.

### Collapse force can be created by various external pressures, acting alone or in combination, including:

- Hydraulic collapse, which may occur when the fluid outside the casing is higher or heavier than the inside fluid.
- Impact or unsymmetrical loading resulting from improper placement of gravel pack.
- Sudden release of gravel pack.
- Expanding clay or formation shifting.

Of these, only hydraulic collapse can be readily evaluated and predicted. The others, which are often influenced by construction practices, are best evaluated by experience and familiarity with the local geology.

### The procedure for selecting PVC well casing based on hydraulic collapse considerations is very straightforward and consists of the following steps:

1. Calculate external pressure,  $P_e$ , at the bottom of the casing.
2. Calculate offsetting internal pressure,  $P_i$ , at the bottom of the casing.
3. Calculate  $P_d = P_e - P_i$  to arrive at the net external collapsing pressure acting at the bottom of the casing.
4. Compare this value to the published Resistance to Hydraulic Collapse Pressure (RHCP) of the PVC casing (see Table 1). Casing must be selected so that its resistance to the hydraulic collapse is greater than the applied net external pressure loading; a 2:1 factor of safety (F.S.) is generally recommended.

**NOTE:** If cement grout is being used, the RHCP value may have to be derated based on temperature effects. See the "Grouting PVC Casing" section.



**TABLE 1**

RESISTANCE TO HYDRAULIC COLLAPSE PRESSURE (RHCP) OF PVC WELL CASING

SDR RATED RHCP SDR	PSI	SIZE	SCHEDULE RATED (PSI)	
			SCH 40	SCH 80
41	14	2"	306	949
32.5	29	3"	262	757
27.6	49	4"	158	488
26	59	4 ½"	135	NA
21	115	5"	106	347
17	224	6"	79	312
13.5	471	8"	54	214
		10"	40	183
		12"	33	170
		14"	31	167
		16"	31	158

### In the above calculations:

- Pressure (psi) =  $H * W * .052$   
where H = Height of fluid column (ft.)  
W = Weight of fluid (lbs./gallon)
- Water = 8.35 lbs./gallon
- Other fluids used in the well construction, such as muds, drill cuttings and grouts, can range from 9 to 15 lbs./gallon or more.

Post Office Box 190  
Siloam Springs, AR 72761  
479-524-5151   
479-524-5464 

## TEMPERATURE RISE IN CEMENT

Grouted Wells are Dependent Upon Three Major Factors:

- 1 Grout thickness:** Temperatures increase with grout thickness. Particular care must therefore be exercised to avoid creating caverns in the formation during drilling which, when filled with cement slurry, could create excessive heat. It is also good practice to utilize centralizers to keep the casing centered in the borehole, which will prevent excessive grout build-up on one side of the casing.
- 2 Fluid inside the casing:** Water circulation inside the casing removes the heat of hydration most effectively. Standing water inside the casing would be the next most effective means of temperature control. An air-filled casing will result in the highest temperature increase for a given grout thickness.
- 3 Type of cement grout:** For Portland cements, only standard Type 1 is generally used with PVC, subject to the limitations discussed herein. Do not use concentrated quick-setting Portland cement for wells cased with thermoplastic materials, due to the excess heat that is released in a short period of time.

In our example, using a 20°F temperature increase:

$$\begin{aligned}\text{Decrease in RHCP} &= 0.6 \times 20 = 12\text{psi} \\ \text{RHCP (SDR 17)} &= 224\text{psi} - 12\text{psi} = 212\text{psi} \\ \text{F.S.} &= 212/100 = 2.12\end{aligned}$$

In this example, the factor of safety is still above 2:1, even taking into account temperature effects. If calculations show that the hydraulic collapse factor of safety is falling below 2:1 or a modified target established by the engineer, one or more of the following corrective actions must be adopted.

- Use a heavier wall casing with a higher RHCP.
  - Grout in stages (unless prohibited by local regulations).
  - Pressure the grout through the inside of the casing instead of pouring grout into the annulus with a tremie pipe. Further details on this procedure may be obtained from the grout supplier.
- Note that while this operation virtually eliminates collapsing pressures at the bottom of the casing, a potentially high internal pressure is generally created at the top of the casing, which must be compared to the pipe's short-term pressure rating.

Use a bentonite grout. Cement/bentonite mixtures may also be an option. The use of bentonite grouts totally eliminates heat and significantly reduces slurry weight as compared to standard